



CORPUS CHRISTI REGIONAL TRANSPORTATION AUTHORITY

RCAT MEETING NOTICE

Date: Thursday, June 18, 2026
Time: 12:00 p.m.
Location: CCRTA Staples Street Center
 602 N. Staples St.
 Corpus Christi, Texas 78401

Board Members

Robert Box, Chair, Jeannine Leal, Vice Chair,
 Inez Garcia, Christina Ommani Edwardson, Terry Klinger, Neva Eileen Schubert, Dr. Jennifer Arismendi

Mission Statement

To provide knowledge, guidance, and insight to the RTA and the community on transportation disadvantaged riders and services. Committee members act as ambassadors on transportation ridership issues.

	1.	Pledge of Allegiance	1 minute	No Attachment
	2.	Safety and Security Briefing	2 minutes	No Attachment
	3.	Roll Call	2 minutes	No Attachment
	4.	Public Comment	3 minutes	No Attachment
	5.	Discussion and Possible Action to Approve the RCAT Meeting Minutes for March 19, 2026.	2 minutes	Pages 1 – 4
	6.	Chairperson’s Report 1. Unsung Hero Nominations 2026 Q1 2. RCAT Member Updates	15 minutes	No Attachment
	7.	RCAT Liaison Report 1. Awards and Recognition a.) Buc Days Children’s & Night Parade Awards 2. B-Line Eligibility Program Update 3. Update CCRTA Water Preservation 4. Update on Port Aransas Services 5. Update on New Maintenance Facility 6. Update on Staples Street Security Guard Building 7. April 2026 Operations Report 8. May 2026 CEO Report	35 minutes	No Attachment
	8.	Informational Items: a) April 2026 CAF Report b) April 2026 B-Line Report c) April 2026 Operations Report Key Metrics d) April 2026 Maintenance Road Call Report e) Upcoming Events and RTA Functions f) Unsung Hero Nominations 2026 Q1		Pages 5 - 8 Pages 9 - 11 Pages 12 - 20 Page 21 Pages 22 Pages 23
	9.	Adjournment		No Attachment
		Total Minutes:	60	

In compliance with the Americans with Disabilities Act, persons with disabilities who plan to attend this meeting who may need auxiliary aids or services are requested to contact Sandra Cisneros at 361-289-2712 a minimum of 48 hours in advance so that appropriate arrangements can be made.

**RTA Committee on Accessible Transportation (RCAT)
MEETING MINUTES**

March 19, 2026

Advisory Committee Members Present: Robert Box, Randal Chisamore, Jeannine Leal, Terry Klinger, Inez Garcia, Christina Edwardson, Dr. Jennifer Arismendi

Advisory Committee Members Absent: Rhonda Alvarez, Neva Eileen Schubert

Board Members Present: None

Staff Present: Sharon Montez, Sandra Cisneros, Melanie Gomez, Gilbert Casas, Daniel Duarte, Susan Teltschik

MV Present: Gayle Knight, Homer Sierra

Call to Order: Mr. Box called the meeting to order at 12:00 p.m.

Safety and Security Briefing: Gilbert Casas

Roll Call: Sandra Cisneros called the roll and determined a quorum was present.

Public Comment: None

RCAT Meeting Minutes:

RCAT Meeting Minutes for February 19, 2026, were approved. Motion made by Ms. Leal and seconded by Ms. Garcia.

Unsung Hero Award 2025 – Q4 Presentation: Homer Sierra

B-Line Eligibility Program Update

Presented by: Melanie Gomez

B-Line applications for February 2026 total is 72. There were 45 new applications, 18 reassessments, and 9 recertifications. Comparing February 2025, there were a total of 82 applications received: 51 new, 19 reassessments, and 12 recertifications. A decrease of 10 applications from February 2025 to February 2026. The total applications received for 2026 is 148.

RCAT Chairperson's Report:

Member updates: Mr. Box stated he is able to use the new Spare AI, Emily, to make reservations. Gayle with MV gave a briefing on the upcoming rollout for riders to make reservations with the new AI system, which goes into effect on March 23, 2026. Dr. Arismendi asked how one knows

if they are using AI to schedule? Mr. Box stated that the AI announces herself as Emily. Ms. Edwardson inquired if a rider has a speech impediment, does the AI software identify the need? Ms. Gayle stated the system will time out before a rider is able to state their needs in the allotted time.

RCAT Liaison's Report:

Presented by: Sharon Montez

Special Recognition:

Outgoing RCAT Committee Members: Rhonda Alvarez and Randal Chisamore were acknowledged for serving on the RCAT committee for 4 terms (8 years), which expires in April 2026. Ms. Montez stated they are welcome to reapply with the RCAT committee after a year's absence per the bylaws.

Awards and Recognition:

CCRTA marketing department was recognized for excellence in marketing, communications, and customer experience by receiving the APTA Adwheel Award. The marketing team also welcomes two new interns: Brock Martin and Vanessa Garcia.

February Update for Bear Lane Maintenance Facility Project

Groundbreaking for the new Bear Lane Maintenance Facility is scheduled for March 23, 2026. The Project Management Services will have an agenda item added to the March Operations and Capital Committee on March 25, 2026. CCRTA Outreach meeting with various companies to inform of New Bear Lane Maintenance Shop on March 26, 2026.

January 2026 Operations Report:

Passenger trips increased by 16.8%, totaling an increase of 47,644 rides compared to the previous year. This January saw a decrease of 12.2% revenue service hours from last January. Revenue service miles saw a 0.0% change, over last January. (13) Special movement events this January. The (13) January special movements included: 1)-Warming Center 1/17, 2)-Warming Center 1/18, 3)-MLK March 1/19, 4)-1/22/26 TAMU Basketball, 5)-1/26/26 TAMU Basketball, 6)-Warming Center 1/24- 1/27, 7)-Ben Garza FEMA dome transport 1/27, 8)-Buc Comm Windshield Tour 1/29, 9)-TamU Woman's basketball game 1/29, 10)-Port of CC tour 1/29 (this is same as BC Windshield Tour), 11)-Ben Garza FEMA dome transport 1/30, 12)-Warming Shelter 1/30, 13)-Ben Garza FEMA dome transport. January 2026 ridership was 331,517, which is higher than January 2025 which had 283,873 rides

CEO Report:

Operation and Project Updates: New CCRTA Maintenance Facility: On Feb. 13, FTA Region 6 Community Planner Kwasi Bosompem, along with representatives from the Federal Highway Administration, MPO, and TxDOT participating in the MPO Federal Certification Review, toured the Bear Lane Operations Facility to learn more about the new maintenance shop location and other aspects. Design meeting held on Feb. 18th and the next cost estimate for construction will be provided at 90% design. Staples Street Security Guard Building : A Notice to Proceed (NTP) was issued on Feb. 18th to order the prefabricated building; A meeting with Barcom was held on Mar. 3rd to discuss the mobilization plan for the project.

Meetings and Events: On Feb. 11th, the Nueces County Commissioners Court presented a proclamation to the CCRTA in honor of its 40th anniversary; Chair Granado, Vice-Chair Allison, Director Motaghi, and CEO attended a “Transportation Thursday” meeting hosted by Representative Todd Hunter’s Office , Attended by representatives from the Governor’s Office, Speaker(s) of the House, and CCISD, and Met with Representative Denise Villalobos staff. Director Susie Luna Saldaña was appointed by the City of Corpus Christi and swore-in on Feb. 12th, Director Luna Saldaña attended her Board Orientation on Feb. 23rd. Board of Directors Retreat was held at the Port of Corpus Christi on Feb. 20th. CCRTA hosted a two-day TEX-21 Statewide meeting where attendees heard from statewide and federal officials on important transportation topics: The meeting kicked off on Thurs., Feb. 26th, with a historical tour of the legendary King Ranch, followed by presentations at the Caesar Kleberg Wildlife Center and the meeting continued Friday and ended with a Whataburger sponsored lunch. CCRTA hosted the Texas Transportation Association’s Board of Directors Meeting at Staples Street Center on Feb. 27th

Employee Appreciation: In appreciation, CCRTA employees were treated with coffee (Tom’s Coffee Truck) and donuts on Feb. 24th and MV Transportation hosted a hamburger cookout lunch for their employees and CCRTA Bear Lane staff.

Community Focus: TAMU-CC Shuttle Services (Men’s Basketball, Homecoming games, and Casino Night); TAMU-CC’s President’s Ball; TAMU-CC Grocery Giveaway (with Customer Service Dept.); American Heart Association’s Heart Ball, LULCAC Council #1’s 2026 Distinguished Community Leaders Reception, La Retama Library for Catholic Charities, Transportation participated in the City of Corpus Christi International Airport emergency response tabletop exercise , Buc Commission NAS-CC/CCAD Leadership Program Tour Shuttle Services , West Oso High School Career Day, Provided outreach at several senior centers and local schools.

Committee Questions and Concerns:

Ms. Garcia commented on a ride she took when a driver had to go to Gregory, TX. She stated she liked the ride over the bridge.

Ms. Montez stated the next RCAT meeting will be a route evaluation on route 78. A copy of the evaluation form and route schedule was given to the RCAT committee.

Adjournment: 12:36 P.M.



CORPUS CHRISTI REGIONAL TRANSPORTATION AUTHORITY

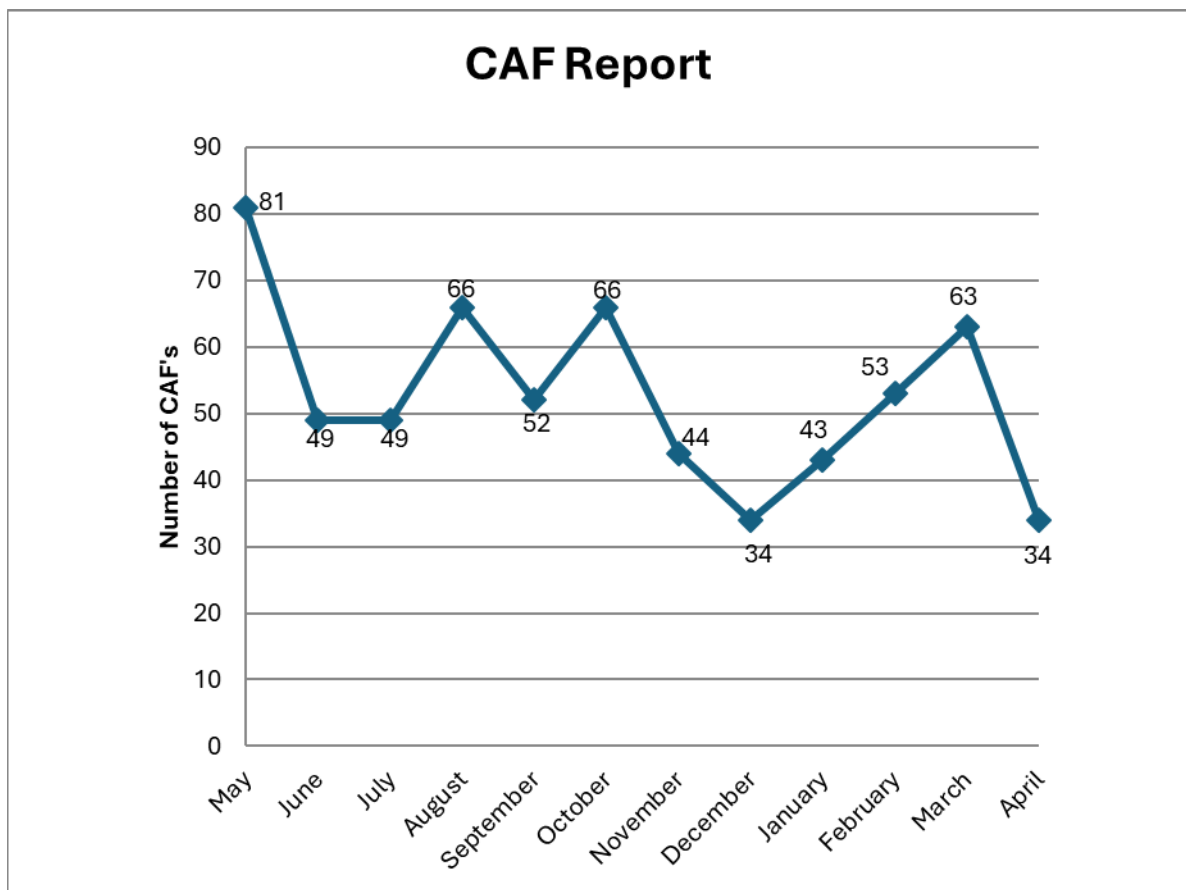
April 30, 2026

Subject: CAF Report for April 2026

Customer Programs Monthly Customer Assistance Form (CAF) Report

For April 2026, there were 34 reported CAFs which is less than the amount of the 63 reported CAFs for March 2026. The decrease of 29 CAFs represents a 85% decrease.

There were no commendations included in the total for the month of April.



April 2026 for Route Summary Report:

Route		Route	# of CAFs
#3 NAS Shuttle	2	#50 Calallen/Robstown NAS Ex (P&R)	
#4 Flour Bluff	2	#51 Gregory/NAS Ex (P&R)	
#5 Alameda		#54 Gregory/Downtown Express	
#6 Santa Fe/Malls		#60 Momentum Shuttle	
#12 Hillcrest/Baldwin	1	#65 Padre Island Connection	1
#15 Kostoryz/Carroll HS		#76 Downtown Shuttle	
#16 Morgan/Port		#78 North Beach Shuttle	
#17 Carroll/Southside		#83 Advanced Industries	
#19 Ayers	1	#90 Flexi-B Port Aransas	
#21 Arboleda		#93 FLEX	
#23 Molina	3	#94 Port Aransas Shuttle	
#24 Airline/Yorktown	2	#95 Port Aransas Express	
#25 Gollihar/Greenwood		B-Line (Para-Transit) Services	6
#26 Airline/Lipes		Transportation	
#27 Leopard	1	Service Development	3
#28 Leopard /Navigation		Facilities/Bus Stop Needs Attention	6
#29 Staples	2	IT/Electronics	
#32 Southside		Safety & Security	3
#34 Robstown North Circulator		Vehicle Maintenance	
#35 Robstown South Circulator	1	COMMENDATIONS	
#37 Crosstown/TAMUCC		TOTAL CAF's	34

April 2026 CAF Breakdown by Service Type:

CAF Category	RTA Fixed Route	B-Line Paratransit	Purchased Transportation	Totals
Driving Issues	1		1	2
Late/Early – No Show		3	2	5
Fare/Transfer Dispute	1	1		2
Dispute Drop-off/Pickup		1		1
Rude	2			2
Left Behind/Passed Up	3		3	6
Service Stop Issues		1		1
Incident on Bus	1			1
Policy			1	1
Safety and Security	3			3
Facility Maintenance	6			6
Service Development	3			3
Vehicle Maintenance			1	1
TOTAL CAFs	20	6	8	34

Conclusion:

During April 2026, CCRTA received thirty-four CAFs regarding CCRTA Fixed-Route Service, B-Line and Purchased Transportation; there were no commendations.

Twenty CAFs were received regarding CCRTA Service, representing 59% of the total customer assistance contacts; there were no commendations and twelve informational CAFs.

Six CAFs were received regarding B-Line Service, representing 18% of the total customer assistance contacts; there were no commendations.

Eight CAFs were received regarding Contracted Fixed Route Service, representing 23% of the total customer assistance contacts; there were no commendations.

Actions taken because of the CAFs received, include but are not limited to the following:

1. Coaching and counseling
2. Driver training
3. Progressive disciplinary action as appropriate, group discussion/coaching in operator meetings
4. Discussion in supervisory meetings
5. Examination of CCRTA's Operations Policy

The CCRTA documents CAFs to capture information regarding a wide range of issues from the community's perspective and point of view. CAFs are communicated to the Customer Service group via telephone, e-mail, in-person, or letter.

CAFs are redirected to relevant management and supervisory staff for further investigation. Transportation/MV staff will provide a prompt written response to the customer at the conclusion of the investigation within ten working days.

CAFs play an important role as a quality assurance tool to identify issues regarding service; they also inform CCRTA regarding education and training needs. CAFs assist Service Development in identifying problems around existing service and identifying underserved areas. CAFs also serve to guide policy development.

**REGIONAL TRANSPORTATION AUTHORITY
BOARD INFORMATIONAL DOCUMENT**

DATE: May 6, 2026

SUBJECT: B-Line Report for April 2026

- ❑ Ridership for the month of April 2026 was 17,421 compared to 17,290 for April 2025, which equates to 131 more trips representing a 0.76% **increase**.
- ❑ Demand Response (Rural) ridership for April 2026 was 4.
- ❑ Uber ridership for April 2026 was 52.
- ❑ Ridership for YTD 2026 was 68,749, representing a 7.05% **increase** over 2025 ridership statistics.

RIDERSHIP 2025 YTD	RIDERSHIP 2026 YTD	DIFFERENCE	% DIFFERENCE
64,224	68,749	4,525	7.05%

Service Standards

- ❑ Productivity: 2.40 PPH (Passengers per hour) April contract standard is 2.50
- ❑ On Time Performance: 96.91% on time performance for April 2026
- ❑ Denials: Zero denial of service (as defined by FTA)
- ❑ 478 trips out of 16,399 trips (5.49%) did not meet the standard for on time performance in April 2026. Of that number:
 - 459 were < 30 minutes late.
 - 19 were > 30 minutes late.
 - 0 were > 60 minutes late.
 - 0 was > 90 minutes late.
- ❑ Miles between road calls 196,304.7 miles with 8 road calls that equates to 24,538.1 miles between road calls for April 2026. MV did exceed the minimum standard of 12,250 miles between road calls for April 2026.

Wheelchair Boarding's and associated statistics

For the month of April 2026, there were:

- 11,636 - ambulatory passengers
- 3,765- wheelchair boarding's
- 1,669 - personal care attendants (AM)

- 292 - companions
- 59 - animals

Other Service statistics

There were 10 **Customer Assistance Forms** recorded for April 2026:

1. #1843: Name: Claudia Email: claudiakay59@gmail.com Phone: 3616961616
Message: Is there a reason mv allows their drivers to drive over the speed limit and recklessly? The driver for bus 3069 is the worst out of them all. I shouldn't have to hold on for dear life when she drives. I'd rather wait for a different bus or walk then ride that bus. Going extremely fast speeds and then abrupt fast stops. Is dangerous
 - a. Valid
2. #1845: The customer explained that he had a trip booked. He was told that the bus will be there between 2pm and 2:30pm. He called at 03:05pm and the bus has not show up. Customer commented that this is the 3rd time and has already. BLine ID 42064
 - a. Invalid
3. #1846: Bus passed rider waiting at stop. Was jumping up and down to get driver's attention. Rider had to walk/run to Compton & Waldron to catch the R65 to PortA to work
 - a. Invalid
4. #1849: Ms. Young called to report that Route 65 was running 30 minutes late on April 7, 2026. She stated that its scheduled time was 4:44 PM at Stop 1408, but the actual arrival time was 5:20 PM. This delay made her extremely late to an important appointment, forcing her to find an alternative ride to her destination instead of utilizing the city bus once she arrived in Corpus Christi.
 - a. Valid
5. #1854: Karen called to say that RT 3 did not stop at building 8 and drove by at 4:13. She said that they are rushed and do not stick to timing points.
 - a. Valid
6. #1855: Gilberto Lopez has a standing order for 07:30am. The provider called the Bline at 08:02am to check on the status and was told at 08:11am when that time arrived there was no bus and the proceed to make a new call. This call had the same result a delay saying that the Bline will arrive now at 08:17am. The Bline ended up arriving at 08:20am. The provider understand that things could delay the bus. Nevertheless this constant changes on time creates a situation for Gilberto Lopez and his provider.
 - a. Valid
7. #1859: Name: Tim Hatch Email: tjrhatch@gmail.com Phone: 361-331-2537
Message: This morning's trip was unacceptable, an hour late to work. New update to

Spare Rider site, does not give enough warning to let me know I would be late to work, otherwise I would've requested an Uber Rescue. Spoke to a Reservations Agent and said she'd pass the message to Gayle about possibly changing my standing order. 6:45 AM standing order has worked well for the most part, except for times like this on occasion. Perhaps it may need to be changed given new update to Spare Rider system??

- a. Valid
8. #1863: Mr. Silva claims that after trying to swipe twice the card the operator told him it was not working. After this the customer claims that the operator kept the pass. He is a Bline rider 26663
 - a. Invalid
9. #1864: Mrs. Webb claims that after expending half an hour giving indications on how she wanted to be drop off today, the operator had no notes on her file. She explained also that the operator did not wanted to establish conversation about this and told her to speak to dispatch. The customer wanted to bring attention to the demeanor and the actions taking by the operator during the trip. She claims that the operator piled on top her belongings a walker from another customer. Incident happened in her drop off trip to DelMar College. Bline Customer 41665
 - a. Invalid
10. #1867: The driver reported that B-Line Unit 3045 stopped in front of Highland Plaza (4326 Kostoryz Rd) to let a passenger off. She is concerned that the bus stopped in traffic instead of pulling into the center.
 - a. Invalid

Conclusion

The contractor met or exceeded performance standards in three of the four key areas for April 2026:

- ❑ 2.40 passengers per hour
- ❑ 96.91% on time performance
- ❑ Zero denial of service (as defined by FTA)
- ❑ Miles between road calls for April 24,538.1 miles did exceed the minimum contract standard of 12,250 miles.

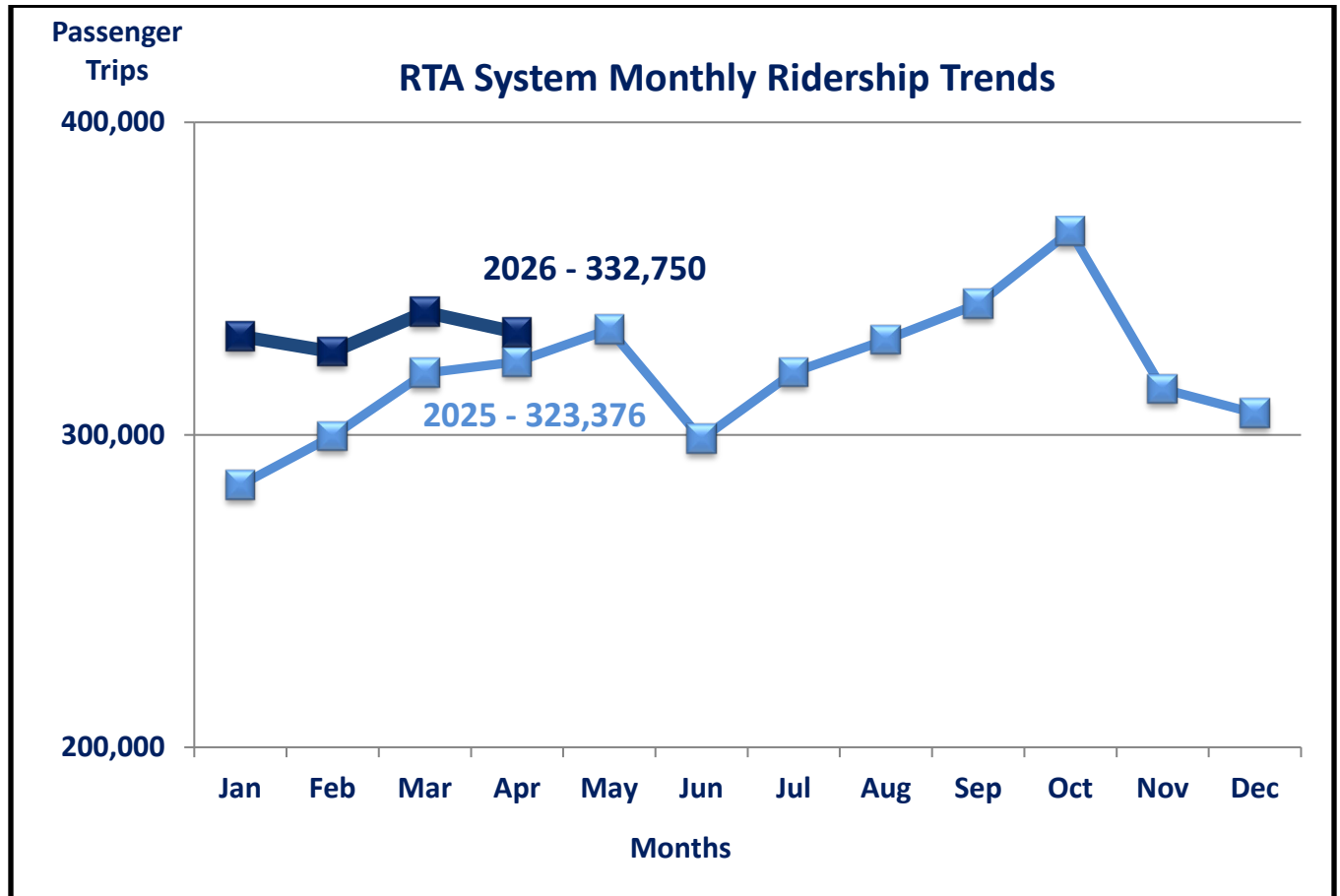
Subject: April 2026 Operations Report

The system-wide monthly operations performance report is included below for your information and review. This report contains monthly and Year-to-Date (YTD) operating statistics and performance measurement summaries containing ridership, performance metrics by service type, miles between road calls and customer service feedback.



System-wide Ridership and Service Performance Results

April 2026 system-wide passenger trips totaled 332,750, which represents a 2.9% increase, compared to 323,376 passenger trips in April 2025 with 9,374 more trips provided this month.

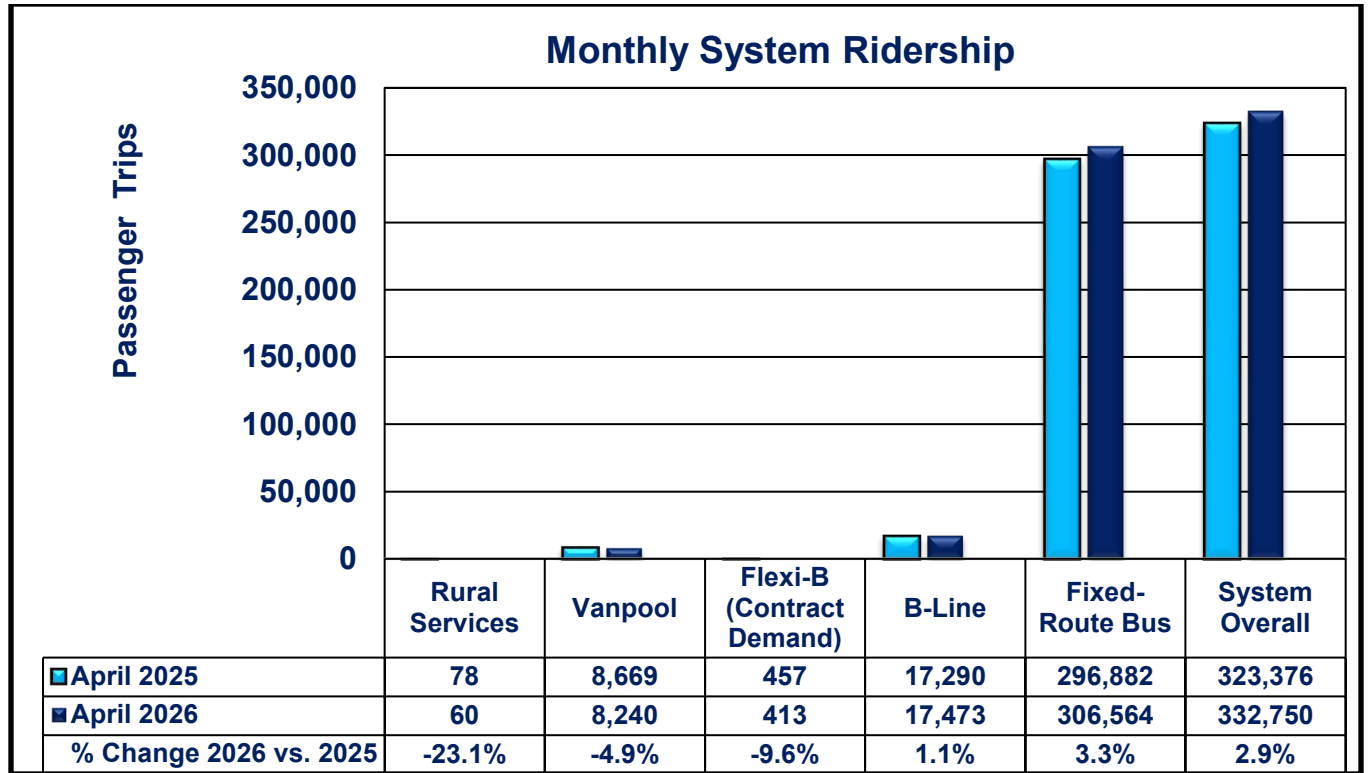


April 2026	April 2025
22 Weekdays	22 Weekdays
4 Saturdays	4 Saturdays
3 Sundays	3 Sundays
29 Days	29 Days

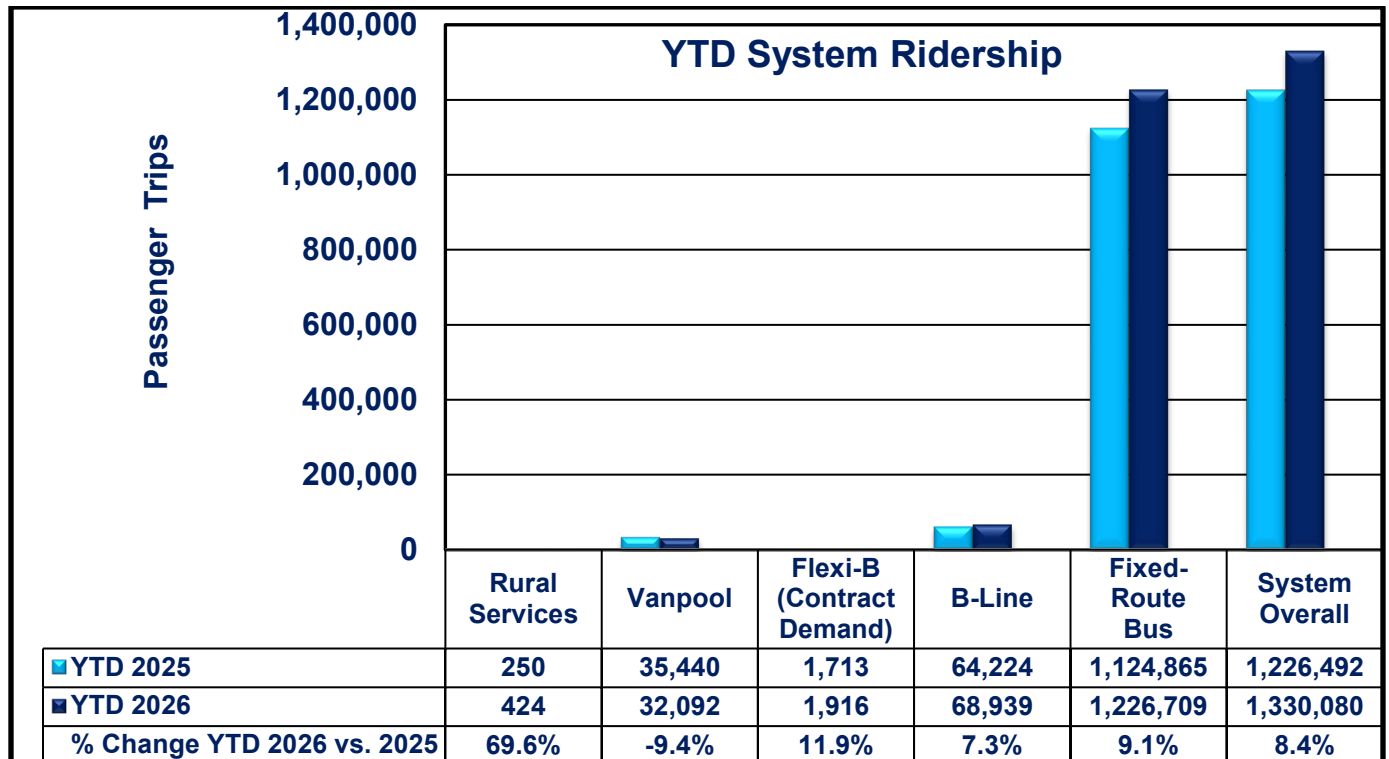
Bus services were not operated this year on Easter Sunday, April 5, 2026. In addition, bus services were not operated last year on Easter Sunday, April 20, 2025. The average retail price for unleaded gas in Corpus Christi was \$3.79 per gallon compared to \$2.58 per gallon in April 2025¹.

1. GasBuddy.com historical data at <http://www.gasbuddy.com>

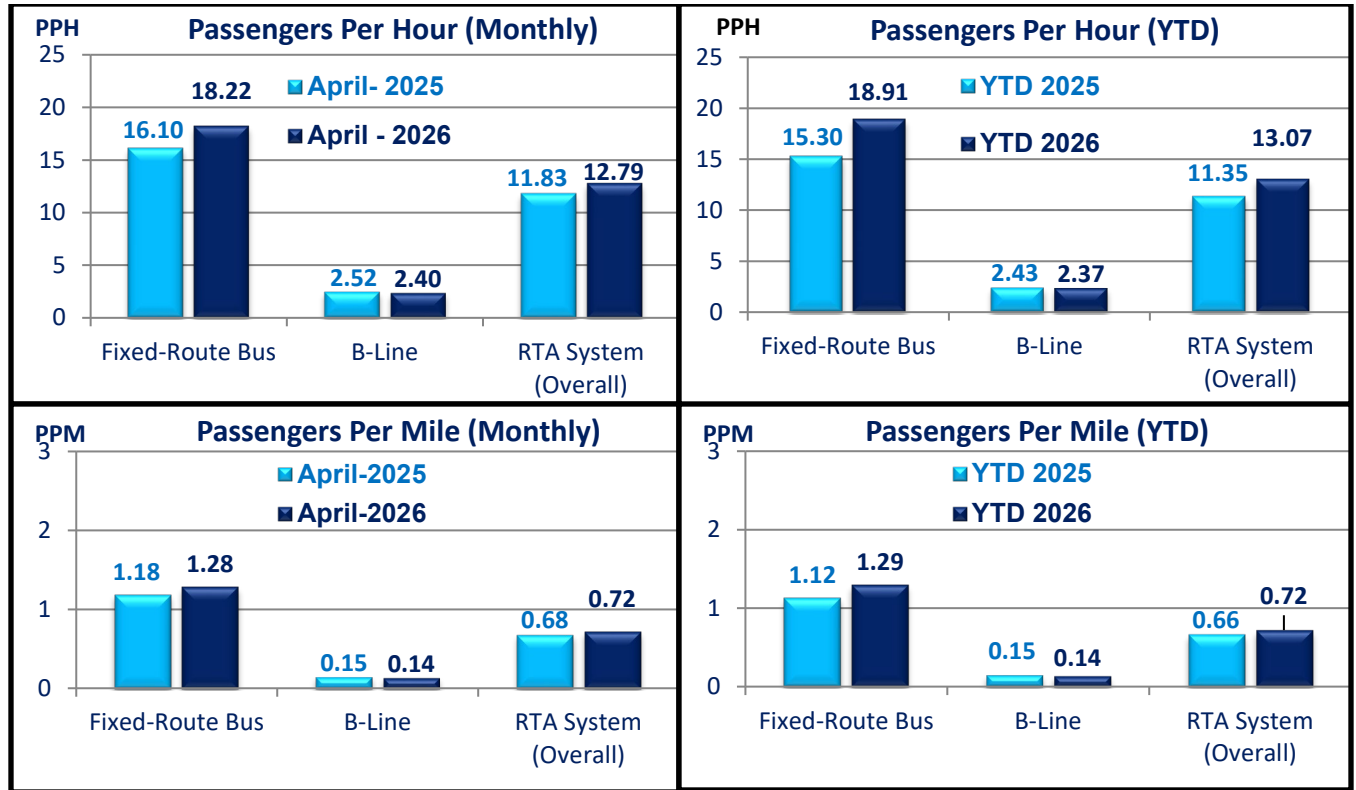
The chart below shows monthly ridership results for all services. CCRTA recorded 9,374 more passenger trips in April 2026 resulting in a 2.9% increase compared to April 2025.



The chart below shows YTD ridership results for all services. 103,588 more trips compared to 2025.

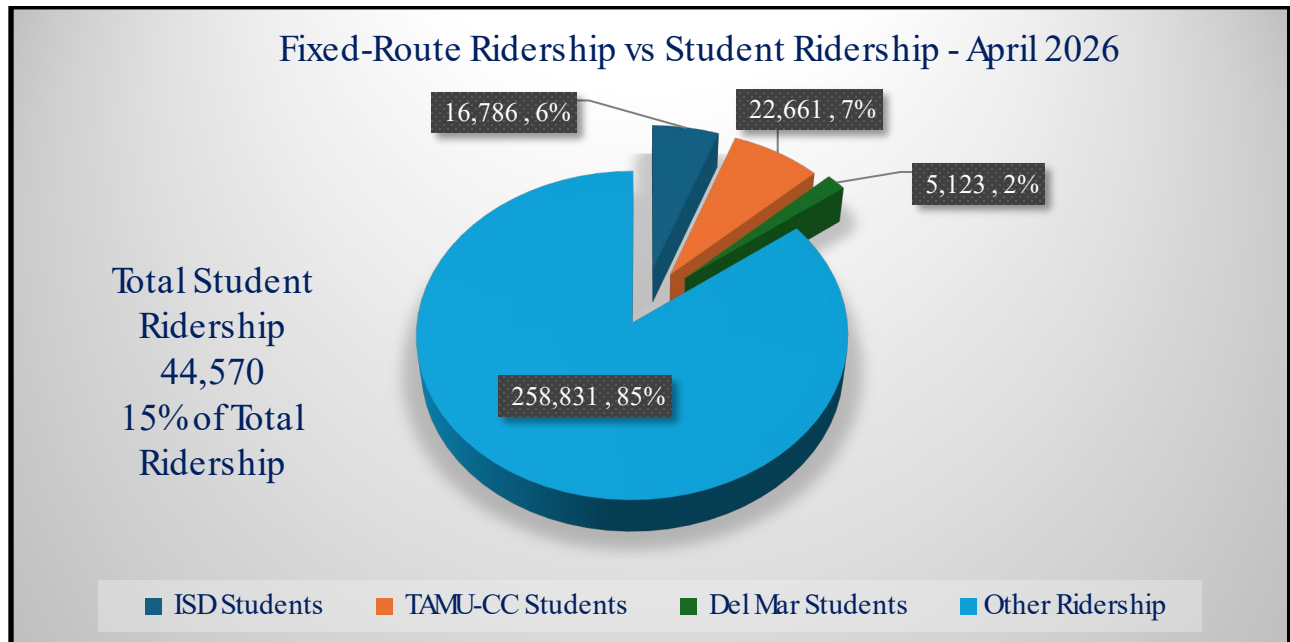


The following four charts contain system-wide productivity metrics for the month of April 2026 vs. April 2025 and YTD figures.



Student Ridership

The following chart illustrates total fixed route ridership vs student ridership for April 2026.



Bus Routes and Bus Stops Impacted by City of Corpus Christi and TxDOT Construction Projects

Upcoming Projects

- **S. Alameda (Everhart to Airline):** Project scheduled to begin June 2026.
 - Route 5 (10 to 12 stops temporarily closed for 18 months of construction)
- **Carroll Ln. (SH-358 to Holly):** Project scheduled to begin June 2026.
 - Route 15 & 17 (No stops impacted or detoured at release of this document).
- **Upper/Mid./Lower Broadway:** Project in design. (60%)
 - Routes 6, 76 (2 stops could be impacted)

For April 2026 report, none of the 32 fixed route services in operation experienced adverse impacts.

The following table shows on-time performance of fixed route services.

Schedule Adherence	Standard	Jan-26	Feb-26	Mar-26	Apr-26	4-Month Average
Early Departure	<1%	0.8%	0.0%	0.0%	0.0%	0.2%
Departures within 0-5 minutes	>85%	95.0%	90.5%	94.8%	93.2%	93.4%
Monthly Wheelchair Boardings	No standard	3,943	3,385	3,617	3,647	3,648
Monthly Bicycle Boardings	No standard	7,463	6,743	7,093	7,491	7,198

Purchased Transportation Department Report: B-Line Service Contract Standards & Ridership Statistics

Metric	Standard	Jan-26	Feb-26	Mar-26	Apr-26	(4) Month-Ave.
Passengers per Hour	2.50	2.27	2.36	2.43	2.40	2.37
On-time Performance	95.0%	96.5%	95.4%	94.5%	96.9%	95.8%
Denials	0.00%	0.00%	0.00%	0.00%	0.00%	0.0%
Miles Between Road Calls	12,250	32,769	37,026	50,687	24,538	36,255
Monthly Wheelchair Boardings	No standard	3,451	3,231	3,791	3,765	3,560

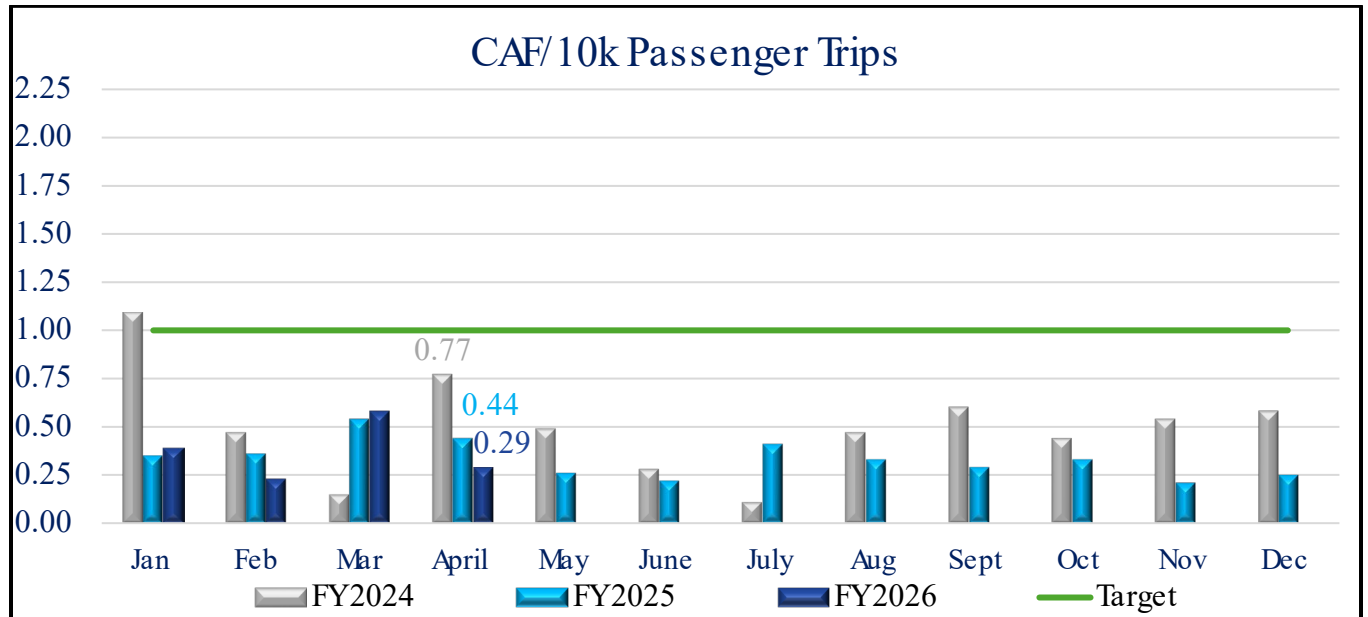
In April 2026, B-Line service performance metrics are listed below.

- Productivity: **2.40** Passengers per Hour met the 2.50 PPH contract standard.
- On-time Performance: **96.9%** met the contract standard of 95.0%.
- Denials: 0 denials or **0.0%** met the contract standard of 0.0%.
- Miles between Road Calls (MBRC): **24,538** met the contract standard of 12,250 miles.
- Ridership Statistics: **11,636** ambulatory boardings; **3,765** wheelchair boardings

Customer Programs Monthly Customer Assistance Form (CAF) Report

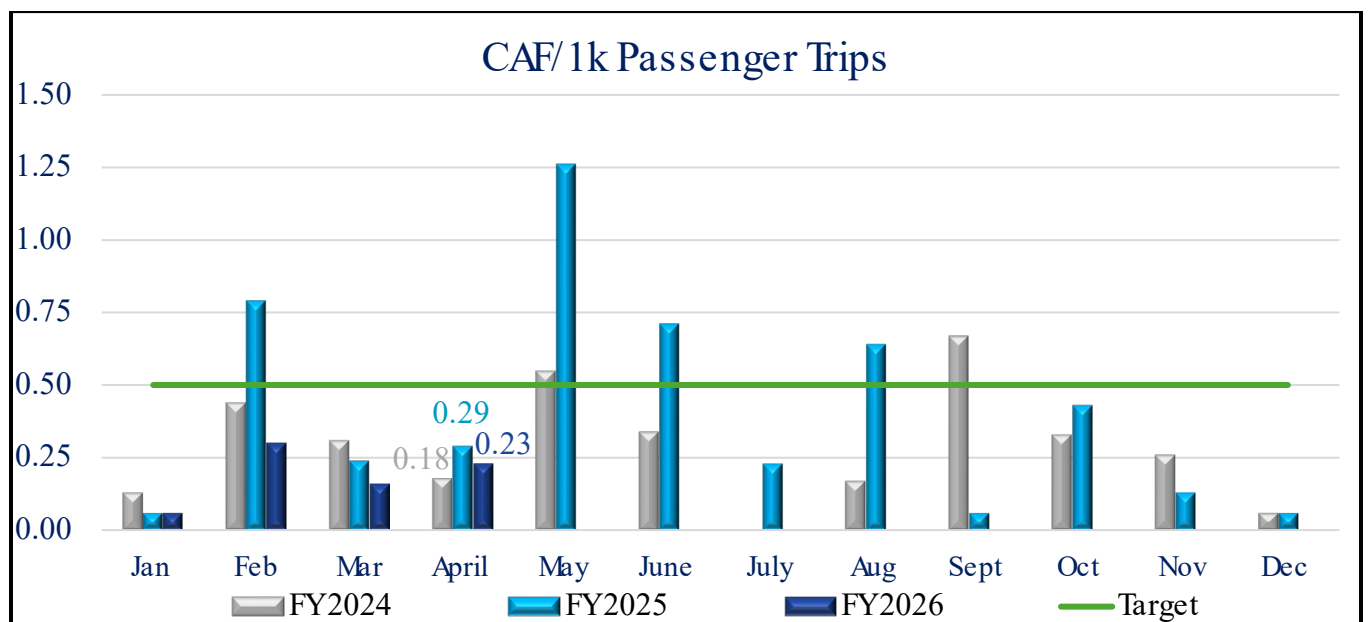
For the month of April 2026, CCRTA received and processed **34** Customer Assistance Forms (CAF's). A total of **28** or 82% were for Fixed Route Services, of which **nine** or 32% were valid. This equates to approximately **0.29** CAFs **per 10,000** passenger trips. Fixed Route Services received no commendations.

Number of CAFs/10k for Fixed Route Services



For the month of April 2026, CCRTA received and processed **34** Customer Assistance Forms (CAF's). A total of **6** or 18% were for B-Line Services, of which **four** or 66% were valid. This equates to approximately **0.23** CAFs **per 1,000** passenger trips. B-Line Services received no commendations.

Number of CAFs/1k for B-Line Services



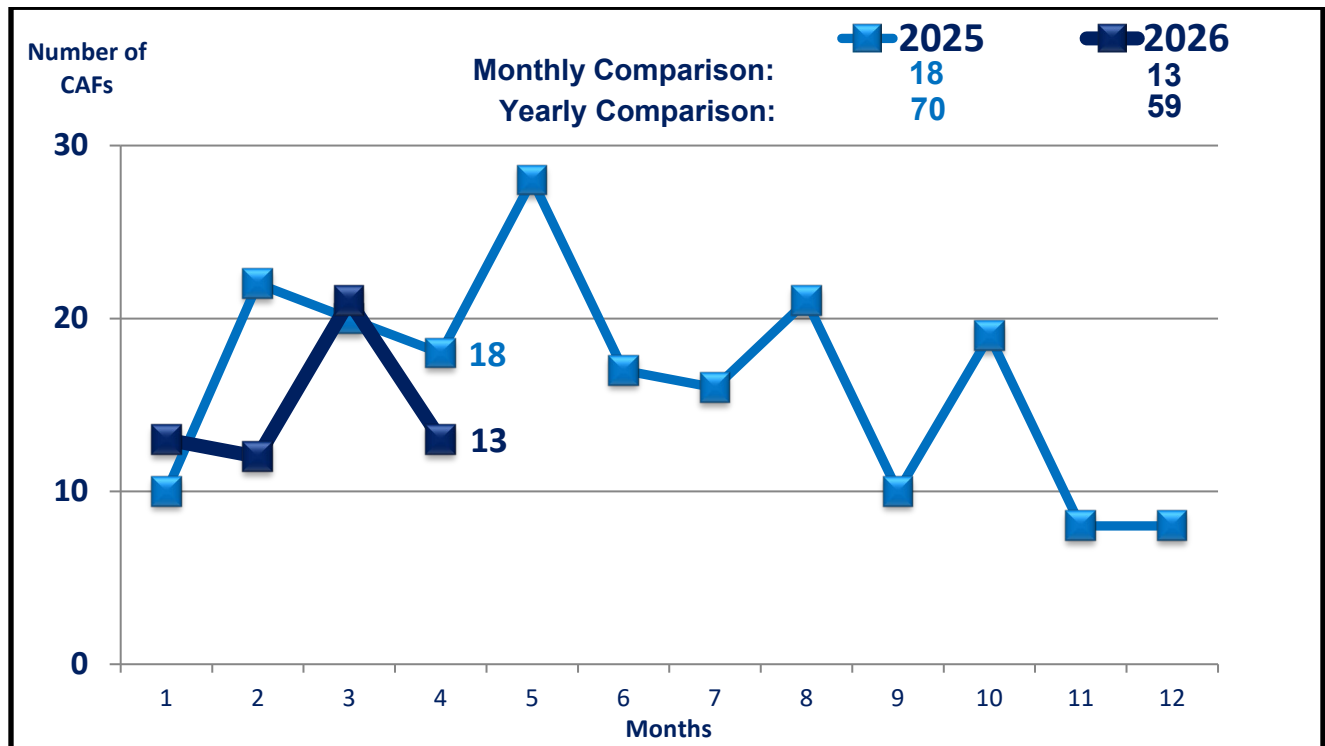
Route Summary Report:

Route	# of CAFs	Route	# of CAFs
#3 NAS Shuttle	2	#50 Calallen/Robstown NAS Ex (P&R)	
#4 Flour Bluff	2	#51 Gregory/NAS Ex (P&R)	
#5 Alameda		#54 Gregory/Downtown Express	
#6 Santa Fe/Malls		#60 Momentum Shuttle	
#12 Hillcrest/Baldwin	1	#65 Padre Island Connection (Flex)	1
#15 Kostoryz/Carroll HS		#76 Downtown Shuttle	
#16 Morgan/Port		#78 North Beach Shuttle	
#17 Carroll/Southside		#83 Advanced Industries	
#19 Ayers	1	#90 Flexi-B Port Aransas	
#21 Arboleda		#93 Flex	
#23 Molina	3	#94 Port Aransas Shuttle	
#24 Airline/Yorktown	2	#95 Port Aransas Express	
#25 Gollihar/Greenwood		B-Line (Paratransit) Services	6
#26 Airline/Lipes		Transportation	
#27 Leopard	1	Service Development	3
#28 Leopard /Navigation		Facilities/Bus Stop Needs Attention	6
#29 Staples	2	IT/Electronics	
#32 Southside		Safety & Security	3
#34 Robstown North Circulator		Vehicle Maintenance	
#35 Robstown South Circulator	1	COMMENDATIONS	
#37 Crosstown/TAMUCC			
		TOTAL CAF's	34

Processed CAF Breakdown by Service Type:

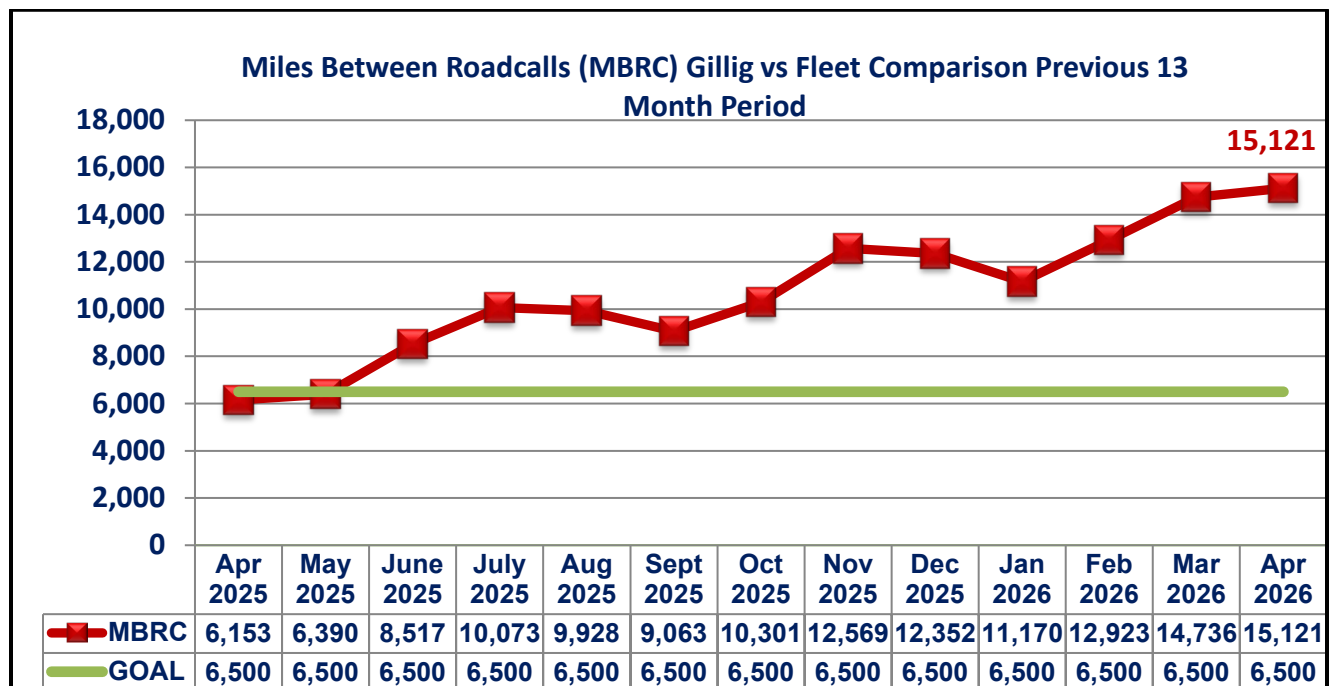
CAF Category	RTA Fixed Route	B-Line Paratransit	Purchased Transportation	Totals
Driving Issues	1		1	2
Late/Early – No Show		3	2	5
Fare/Transfer Dispute	1	1		2
Dispute Drop-off/Pickup		1		1
Rude	2			2
Left Behind/Passed Up	3		3	6
Service Stop Issues		1		1
Incident on Bus	1			1
Policy			1	1
Safety and Security	3			3
Facility Maintenance	6			6
Service Development	3			3
TOTAL CAFs	20	6	8	34

Customer Programs Validated (CAF's) Count



Vehicle Maintenance Department: Miles Between Road Calls Report

In April 2026, 15,121 miles between road calls (MBRC) were recorded as compared to 6,153 MBRC in April 2025. A standard of 6,500 miles between road calls is used based on the fleet size, age and condition of CCRTA vehicles. The thirteen-month average is 10,715.



Board Priority

The Board Priority is Ridership.

Respectfully Submitted,

Reviewed by: Gordon Robinson
Managing Director of Operations

Final Approval by: 

Miguel Rendon
Deputy Chief Executive Officer

Road Call/Mileage Comparison for APRIL 2026

	Total Miles Driven in APRIL for Each Bus Type	Total Road Calls for APRIL for Each Bus Type	Type I Roadcalls (Replaced)	Type II Roadcalls (Repaired)	Chargeable Roadcalls	Non-Chargeable Roadcalls	A/C	W/C
CNG (35' 901-926) (40' 1001-1024)								
Totals	211,693	22	22	0	14	8	3	0
GILLIG (DSL) (Gillig 35' 647-653) (Gillig 40' 715-722)								
Totals	0	0	0	0	0	0	0	0
TOTAL MILES DRIVEN		TOTAL ROAD CALLS						
	211,693	22	22	0	14	8	3	0
MILES BETWEEN ROAD CALLS								
	15,121	Compared Total Miles with Chargeable Roadcalls						

UPCOMING RTA EVENTS, MEETINGS, AND FUNCTIONS

(Held at CCRTA Staples Street Center Board Room or Appeals Area)

MEETINGS

<u>CCRTA Committee Meetings</u> Wednesday, June 24, 2026	8:30 a.m.
<u>CCRTA Board of Directors Meeting</u> Wednesday, July 1, 2026	8:30 a.m.
<u>RCAT Committee Meeting</u> Thursday, August 20, 2026	12:00 p.m.

UPCOMING NEWS, EVENTS, AND RTA FUNCTIONS

Unsung Hero Report

January-26

CAF #	Date Rec'd	Driver/Employee	Route/Dept.	Description
1693	9-Jan	Julia Trevino	B-Line	Customer is very happy with his operator today (Julia) , very friendly and engaging. He noted also noted that the driver got a call from dispatch and the male dispatcher was rude to Julia (Operator). She request that dispatchers speak to operators in a friendly manner.

Feb-26

CAF #	Date Rec'd	Driver/Employee	Route/Dept.	Description
				-NONE-

Mar-26

CAF #	Date Rec'd	Driver/Employee	Route/Dept.	Description
				-NONE-

HONORABLE MENTION - OTHER STAFF / NON-DRIVER

1768	26-Feb	Jeremy Sirio	Marketing	Ms. Anna Maria Tamez visited the office this morning, 02/26/26, to see Jeremy Sirio. After her appointment, she stopped by customer service to share positive feedback. She stated that Jeremy is very good at his job, has assisted her on two occasions, and believes he deserves a raise.
------	--------	--------------	-----------	--