



RCAT MEETING NOTICE

Date: RCAT Meeting – Thursday, October 20, 2022

Time: 12:00 p.m.

Location: CCRTA Staples Street Center
602 N. Staples St.
Corpus Christi, Texas 78401

This meeting will be VIRTUAL. If you would like to join via GoTo Meeting, please contact Susan Teltschik via email at STeltschik@ccrta.org to receive the meeting link.

Board Members

Rhonda Alvarez Robert Box Randal Chisamore Inez Garcia Jeannine Leal Celia Mendez
Dr. Deborah Stanley Imelda Trevino

Mission Statement

To provide knowledge, guidance, and insight to the RTA and the community on transportation disadvantaged riders and services. Committee members act as ambassadors on transportation ridership issues.

1.	Roll Call	2 minutes	No Attachment
2.	Public Comment	3 minutes	No Attachment
3.	Discussion and Possible Action to Approve the RCAT Meeting Minutes for September 15, 2022	5 minutes	Pages 1 - 3
4.	Committee for Persons with Disabilities (CFPWD)	5 minutes	No Attachment
5.	RCAT Liaison Report a. Update on Shelter Installations b. Update on Power Washing Services at the Transfer Stations c. Update on CCRTA GoPass app d. October CEO's Report e. August Key Performance Metrics for Fixed Route and Paratransit	25 minutes	No Attachment
6.	Chairperson's Report	5 minutes	No Attachment
7.	Informational Items: a) August 2022 CAF Report b) August 2022 Operations Report Key Metrics c) August 2022 Purchased Transportation Report d) August 2022 Maintenance Road Call Report		Pages 4 - 7 Pages 8 -17 Pages 18 -19 Page 20

	e) Upcoming Events and RTA Functions		Page 21
8.	Adjournment		No Attachment
	Total Minutes:	45	

In compliance with the Americans with Disabilities Act, persons with disabilities who plan to attend this meeting who may need auxiliary aids or services are requested to contact Susan Teltschik at 361-289-2712 a minimum of 48 hours in advance so that appropriate arrangements can be made.

**RTA Committee on Accessible Transportation (RCAT)
MEETING MINUTES**

Thursday, September 15, 2022

Advisory Committee Members Present: Rhonda Alvarez, Robert Box, Dr. Deborah Stanley, Inez Garcia, Jeannine Leal, Celia Mendez and Imelda Trevino

Advisory Committee Members Absent: Randal Chisamore

Board Members Present: None

Staff Present: Susan Teltschik, Sharon Montez, Terry Klinger, Melanie Gomez

MV Present: Benjamin Schmit

Call to Order: Ms. Sharon Montez called the meeting to order at 12:00 p.m.

Moment of Reflection was held.

Pledge of Allegiance was recited.

Roll Call: Ms. Susan Teltschik called the roll and determined a quorum was present.

Public Comment: None

Action to Approve Meeting Minutes of August 18, 2022 approved as presented. Mr. Robert Box made a motion to adopt the RCAT Minutes of August 18, 2022 as presented; 2nd by Inez Garcia; Alvarez, Box, Garcia, Leal, Mendez and Trevino voting for approval. Motion Passed.

Committee for Persons with Disabilities (CFPWD) Update

Ms. Melanie Gomez informed the RCAT committee the September CFPWD meeting had a presentation from the City of Corpus Christi Attorney's office letting the committee know what their role is as a member of the advisory committee. She stated there is a vacancy on the committee and the application can be found online. Just go to the city website and find the City Secretary page under "Government" and you'll see Boards, Commissions & Committees.

The committee also had a presentation from the City of Corpus Christi Neighborhood Services about the ADA activity report that recaps ADA issues, calls and complaints. Neighborhood Services provides resources and contact information

for those who are disabled in building a ramp. They want to get information out to the community there is a program to assist persons with disabilities and the elderly building ramps, and there is a program associated with this service to have ramps built to code with the building fee waived.

The Corpus Christi parking control reported there were 158 violations for disabled parking, 10 for blocking the architect and 26 for blocking the sidewalks.

City launched a new customer call center 311 for information, services or report issues for city residents. The 311 can direct your issue to the correct department.

Ms. Gomez shared information about the social media Facebook page that has information that is relative to the disabled community.

She reported that the Driscoll Children's Hospital donation drive ended today, September 15th. The CCRTA had many donations and hopefully everyone else did too. The items collected will be delivered to the hospital tomorrow.

RCAT Liaison's Report: Ms. Sharon Montez presented the following information to RCAT Members:

Ms. Montez informed the committee the CCRTA received a Certificate of Appreciation Awarded from the 176th Medical Brigade and Nueces County for Participation and Service to the Community of Nueces County for Operation Health and Wellness. CCRTA provided transportation to the events in Banquete, Bishop, West Oso Junior High School and Mission of Mercy in Corpus Christi.

The CCRTA also received the 2022 Distinguished Budget Award presented to Alejandro Agustin, CCRTA Budget Analyst, by the Government Finance Officers Association.

Ms. Montez informed the committee the CCRTA is working with Dallas Area Rapid Transit for the new GoPass app. The app will go live on September 28th and the public will have access to the app on October 3rd. The CCRTA will have significant outreach to our riders at the stations to show them how to use the app and post information on all our social media outlets and the website. The app can be utilized for trip planning, bus arrival information, rider alerts and to view the system map on the app. Ms. Montez went over the different stages of the pass, purchased but not activated, recently activated, active pass and expired pass.

Ms. Montez updated the committee on the Staples Street Center progress after the fire on the 2nd floor. The RCAT Committee is having a virtual meeting because the

Board Room and several offices are located on the second floor in the construction zone.

Ms. Montez informed the committee that ridership is up 31%. CCRTA had an uptick in ridership especially at TAMUCC. The CCRTA had a one-day total of 10,000+ passenger trips. We are always looking to hire bus drivers: we hired 7 new bus drivers and 4 are in training. We also hired an accounts payable specialist and a network systems specialist.

CCRTA installed a new bus stop shelter at the new Carroll High School on Saratoga at Kostoryz. We had a ribbon cutting which was well attended by the students, the band drumline, the CCISD superintendent and board members. CCRTA also participated in outreach at Del Mar College registration rallies, TAMUCC Community Fair and the TAMUCC Island Harbor group presentation. Ms. Montez presented the events attended by the CCRTA board members and CCRTA management and personnel.

Ms. Montez reviewed the Key Performance Metrics for Fixed Route and Paratransit for July 2022, stating that our ridership is slowly increasing with Passenger Trips up 19.7%, Revenue Service Hours down 1.1% and Revenue Service Miles up 1.4% over July 2021, but still down 50.2% system-wide to pre-covid ridership. B-Line service performance was presented, still down 26% compared to pre-covid but up over 2021 by 22%. The current construction projects impacting fixed route services were shared with the committee. Ms. Montez reminded the committee that if any customers are impacted by construction closing their stops, they can apply for B-Line. B-Line metrics were passengers per hour was at 2.51, denials were at 0%. Miles between road calls were 13,731, and monthly wheelchair boardings were 3,490.

Chairperson's Report:

Ms. Imelda Trevino shared the upcoming meeting dates with the committee.

The meeting adjourned at 12:25p.m.



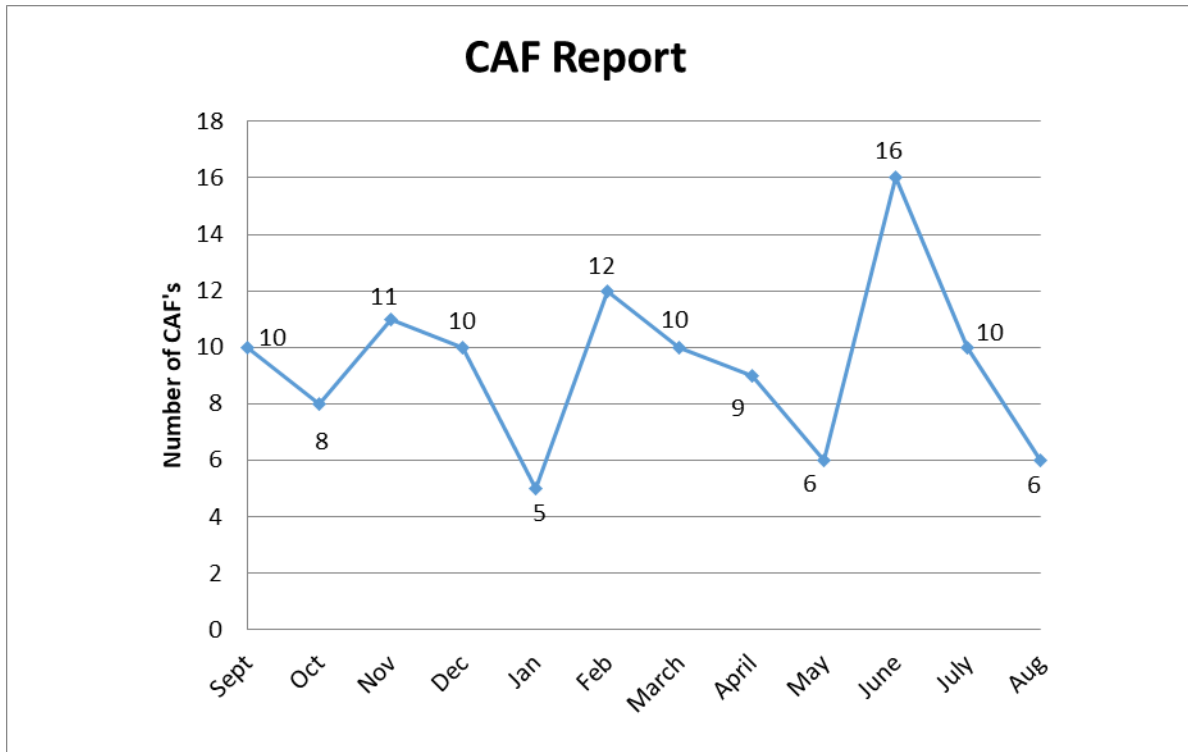
August 31, 2022

Subject: CAF Report for August 2022

Customer Programs Monthly Customer Assistance Form (CAF) Report

For August 2022, there were 6 reported CAFs which was less than the 10 reported CAFs for July 2022. The decrease of 4 CAFs for August 2022 represents a 40% decrease.

There were no Commendations included in the total for the month of August.



August 2022 for Route Summary Report:

Route	# of CAFs	Route	# of CAFs
#3 NAS Shuttle		#32 Southside	
#4 Flour Bluff Mini B		#34 Robstown North Circulator	
#5 Alameda		#35 Robstown South Circulator	
#5x Alameda Express		#37 Crosstown/TAMUCC	
#6 Santa Fe/Malls	1	#50 Calallen/NAS Ex (P&R)	
#12 Saxet Oak Park		#51 Gregory/NAS Ex (P&R)	
#15 Kostoryz		#53 Robstown/NAS Ex (P&R)	
#16 Morgan		#54 Gregory/Downtown Express	
#17 Carroll/Southside		#56 Flour Bluff/Downtown Express	
#19 Ayers		#60 Islander Connection	
#19G Greenwood		#65 Padre Island Connection	
#19M McArdle	1	#66 Crosstown Shuttle	
#21 Arboleda		#76 Harbor Bridge Shuttle	
#23 Molina	1	#78 North Beach Shuttle	
#25 Gollihar/Greenwood		#90 Flexi-B Port Aransas	
#26 Airline/Lipes		#93 FLEX	
#27 Northwest	2	#94 Port Aransas Shuttle	
#27x Northwest (Express)		#95 Port Aransas Express	
#28 Leopard /Omaha		B-Line (Para-Transit) Services	1
#29 Staples		Safety & Security	
#29F Staples/Flour Bluff		Service Development	
#29SS Staples/Spohn South		Facilities/Service Development	
#30 Westside/Health Clinic		COMMENDATIONS	
		TOTAL CAF's	6

August 2022 CAF Breakdown by Service Type:

CAF Category	RTA Fixed Route	B-Line Paratransit	Purchased Transportation	Totals
ADA				
Service Stop Issues	1			1
Driving Issues	1			1
Customer Services				
Late/Early – No Show		1		1
Alleges Injury				
Fare/Transfer Dispute				
Clean Trash Can				
Dispute Drop-off/Pickup				
Add Bench/Stop				
Tie Down Issues				
Inappropriate Behavior	1			1
B-Line Call Lines				
Incident at Stop				
Incident on Bus	1			1
Incident at Station				
Policy/Mask Policy				
Denial of Service				
Safety and Security				
Rude	1			1
Facility/Srvc Development				
Service Development				
Transportation (Other)				
Over Crowded Vehicle				
Cell Phone User				
Service Maintenance				
Commendations				
TOTAL CAFs	5	1	0	6

Conclusion:

During August 2022, CCRTA received six CAF's regarding CCRTA Fixed-Route Service, B-Line and Purchased Transportation; there were no commendations.

Five CAFs were received regarding CCRTA Service, representing 83% of the total customer assistance contacts; there were no commendations.

One CAF was received regarding B-Line Service representing 17% of the total customer assistance contacts; there were no commendations.

No CAFs were received regarding Contracted Fixed Route Service; there were no commendations.

Actions taken because of the received CAFs include but are not limited to the following:

1. Coaching and counseling
2. Driver training
3. Progressive disciplinary action as appropriate, group discussion/coaching in operator meetings
4. Discussion in supervisory meetings
5. Examination of CCRTA's Operations Policy

The CCRTA documents CAFs to capture information regarding a wide range of issues from the community's perspective point of view. CAFs are communicated to the Customer Service group via the telephone, e-mail, or letter.

CAF's are redirected to relevant management and supervisory staff for further investigation. Transportation/MV staff will provide a prompt, written or verbal response at the conclusion of the investigation to the customer within ten working days.

CAF's play an important role as a quality assurance tool to identify issues regarding service; they also inform CCRTA regarding education and training needs. CAF's assist Service Development in identifying problems around existing service and identifying underserved areas. CAF's also serves to guide policy development.



Subject: August 2022 Operations Report

The system-wide monthly operations performance report is included below for your information and review. This report contains monthly and Year-to-Date (YTD) operating statistics and performance measurement summaries containing ridership, performance metrics by service type, miles between road calls and customer service feedback.

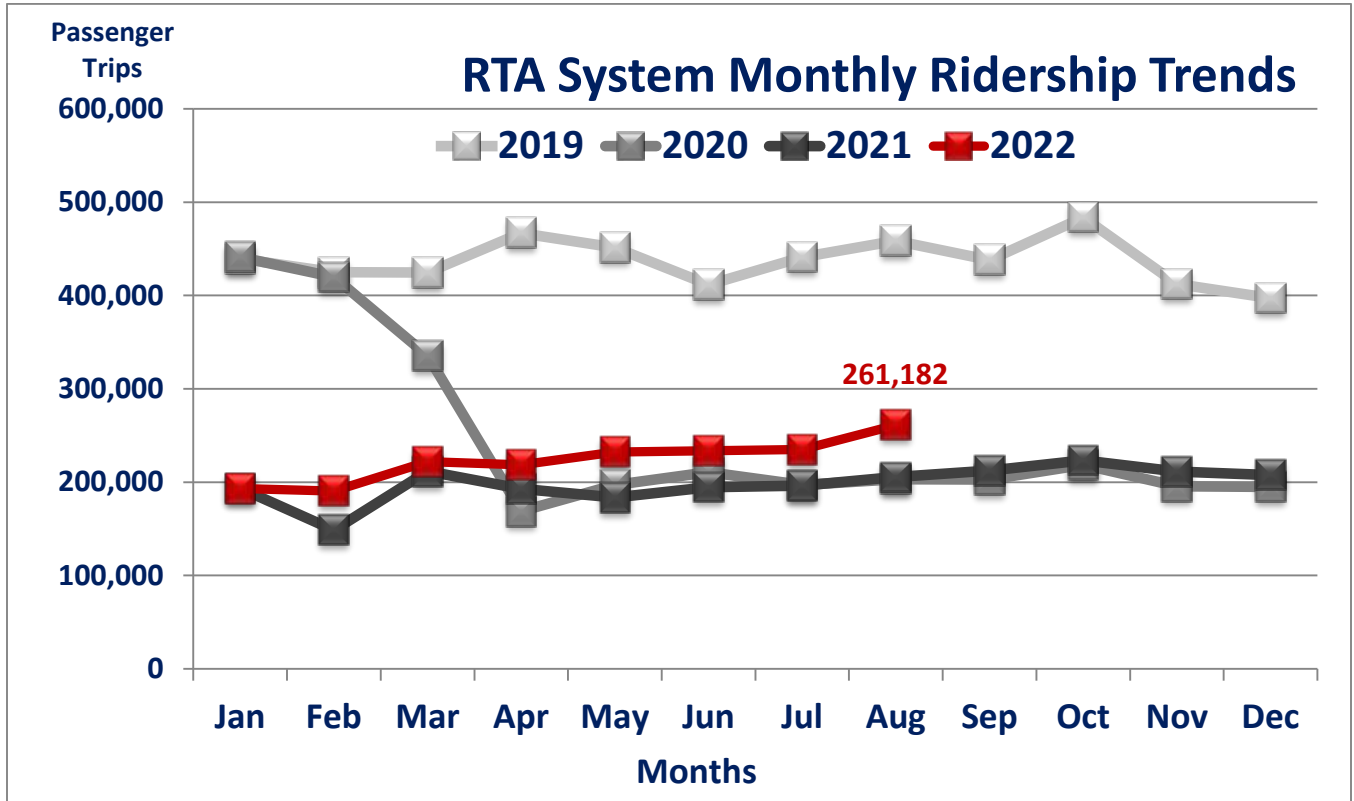


COMMUTE
with enterprise



System-wide Ridership and Service Performance Results

August 2022 system-wide ridership levels continued to be adversely impacted by the COVID-19 pandemic. Passenger trips totaled 261,182 which represents a 27.1% increase as compared to 205,417 passenger trips in August 2021 with 55,765 more trips provided this month. In comparison to the pre-COVID-19 (Pre-Covid) period in August 2019 with 458,699 passenger trips, the 261,182 passenger trips represent a 43.1% decrease with 197,517 fewer trips.

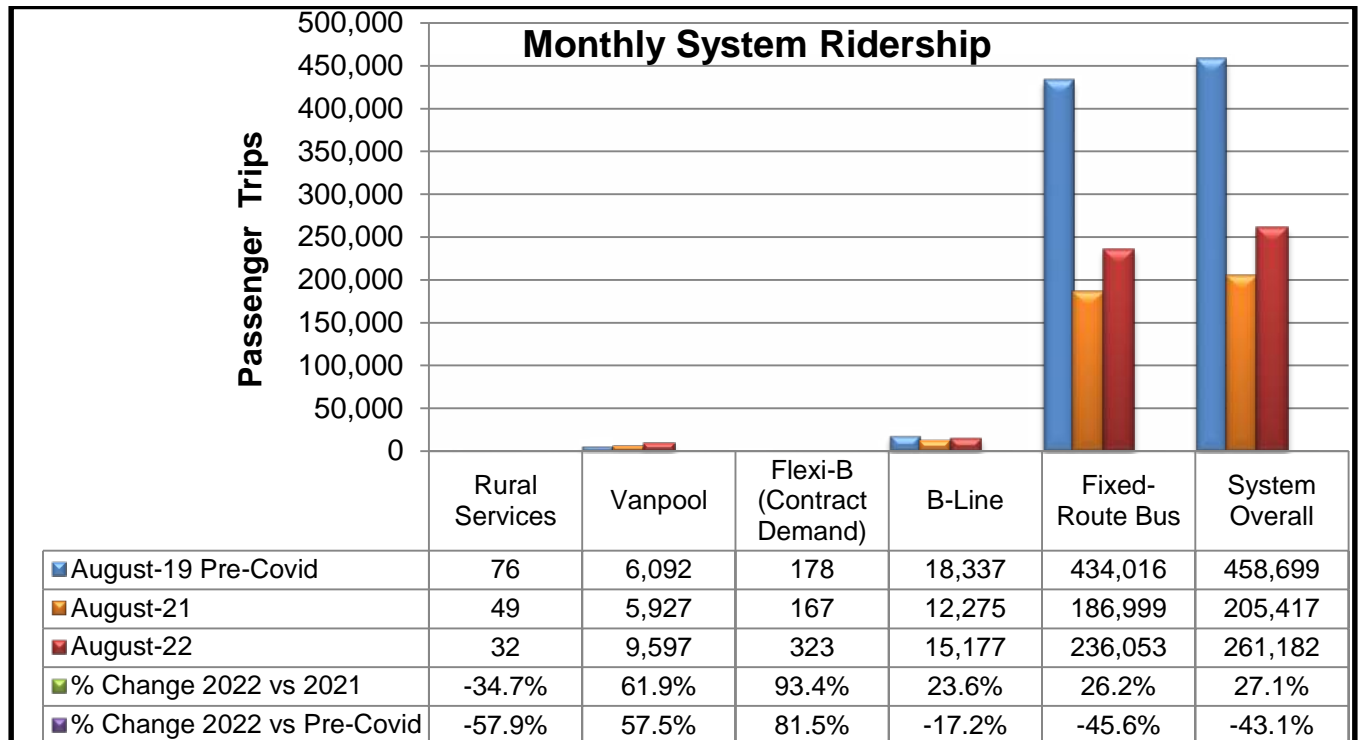


August 2022	August 2021	Variance
23 Weekdays	22 Weekdays	+1
4 Saturdays	4 Saturdays	-
4 Sundays	5 Sundays	-1
No Holiday	No Holiday	-
31 Days	31 Days	-

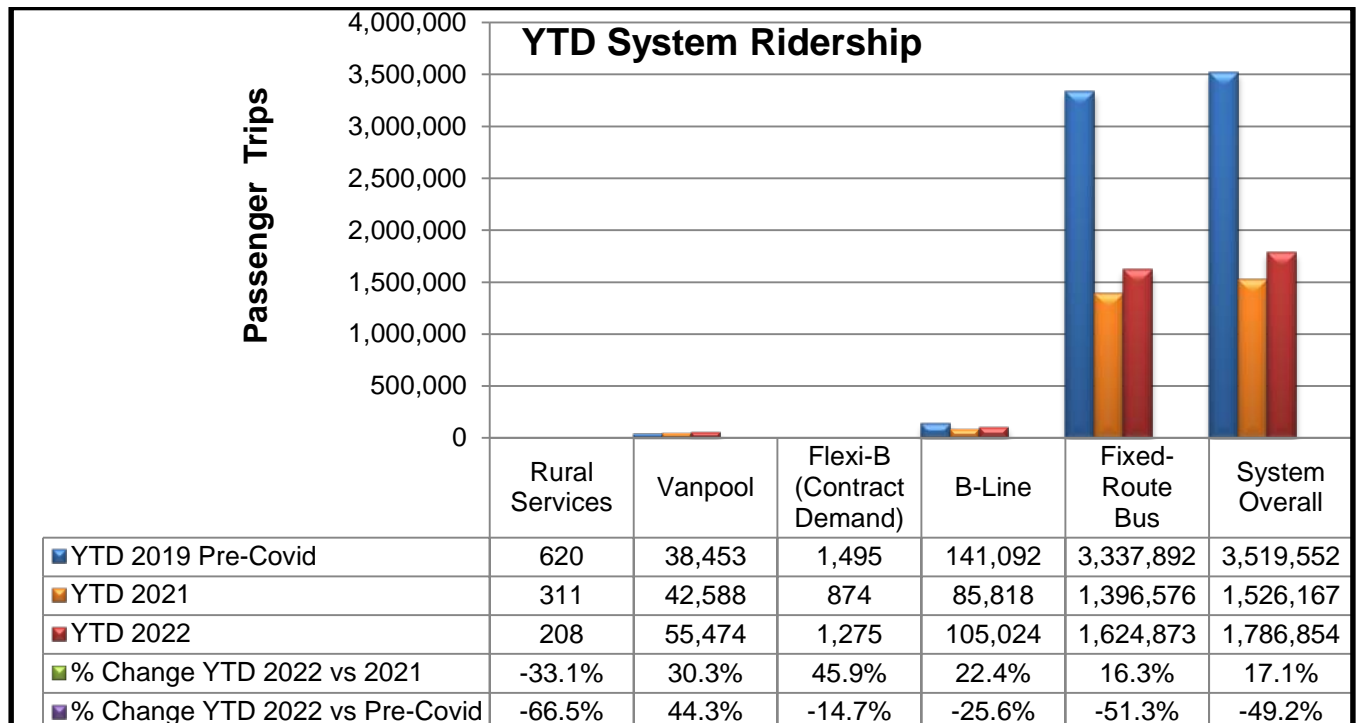
In August 2022, services operated one more weekday and one less Sunday as compared to August 2021. The average retail price for unleaded gas in Corpus Christi was approximately \$3.17 per gallon as compared to \$2.75 per gallon in August 2021¹ which represents a 15% increase in the average cost per gallon. Rainfall was above normal at 11.21 inches and similar to August of 2021 at 9.28 inches². The normal average rainfall for August is approximately 2.92 inches. The recorded 94.2-degree average temperature was slightly lower than the average monthly temperature of 95.1 degrees.

1. GasBuddy.com historical data at <http://www.gasbuddy.com>.
 2. <https://etweather.tamu.edu/rainhistory>

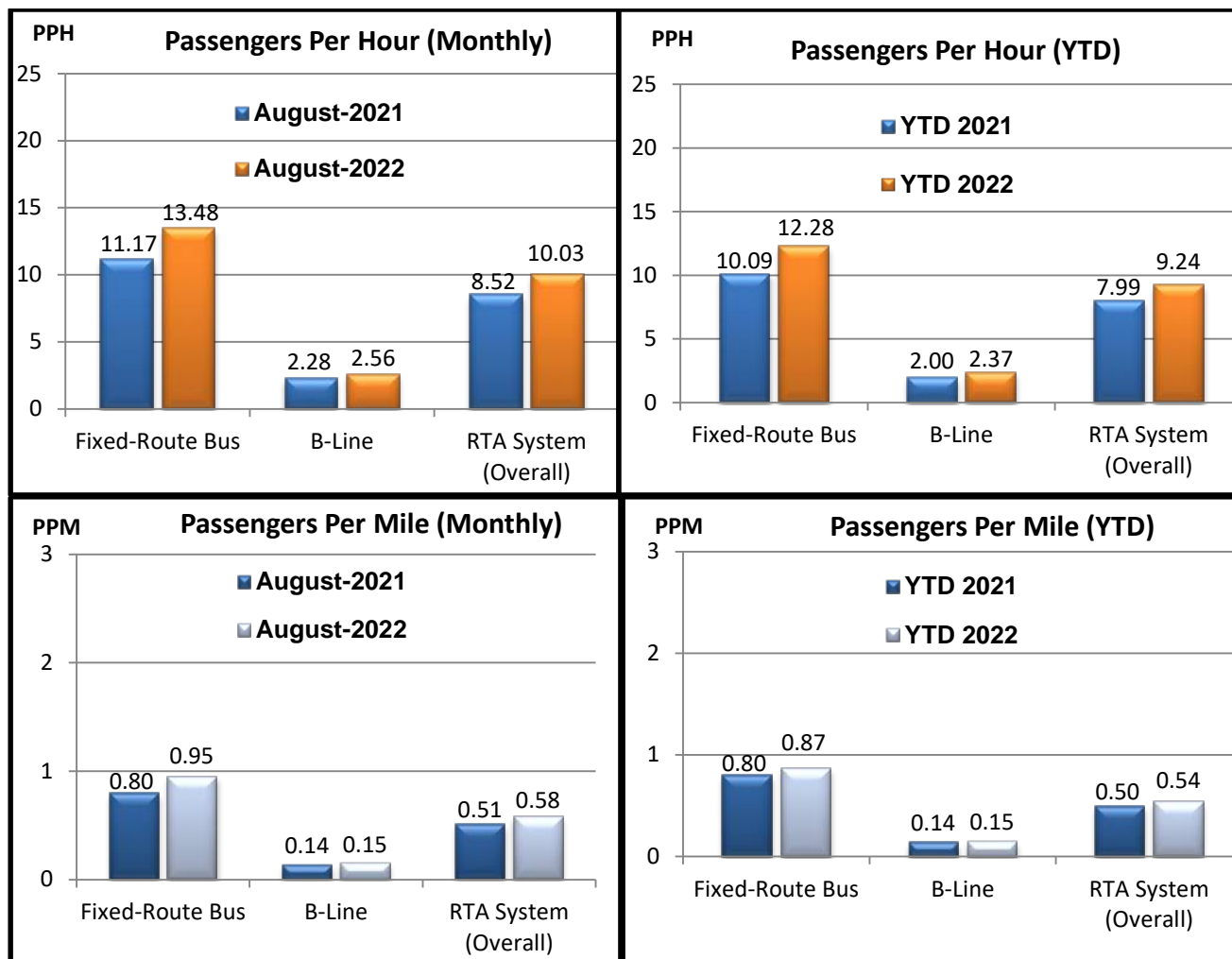
The chart below shows monthly ridership results for all services. CCRTA recorded 55,765 more passenger trips for a 27.1% increase as compared to August 2021. As compared to August 2019 Pre-Covid, passenger trips decreased 43.1%.



The chart below shows YTD ridership results for all services. CCRTA has recorded 260,687 more passenger trips for a YTD increase of 17.1% in 2022 as compared to 2021. As compared to YTD 2019 Pre-Covid, passenger trips decreased 49.2% with 1,732,698 fewer trips.



The following charts report system-wide productivity for the month of August 2022 vs. August 2021 and YTD figures.



The following table shows on-time performance of fixed route services.

Schedule Adherence	Standard	May-22	Jun-22	Jul-22	Aug-22	4-Month Average
Early Departure	<1%	0.0%	0.0%	0.0%	0.0%	0.0%
Departures within 0-5 minutes	>85%	92.1%	92.5%	90.9%	91.4%	91.7%
Monthly Wheelchair Boardings	No standard	3,132	3,351	3,259	3,659	3,350
Monthly Bicycle Boardings	No standard	5,051	5,311	5,526	5,245	5,283

The following construction projects potentially impact current or future on-time performance:

On Detour	<ul style="list-style-type: none"> • U.S.181 & 361 Interchange in Gregory: Began mid-2019 and is now half complete. <ul style="list-style-type: none"> ➤ Route 51 (No stops impacted) • New Harbor Bridge (North Beach): Routes 76 & 78 remain on minor detour under U.S. HWY 181 in the inbound direction. (No stops impacted) • Park Road 22 water exchange bridge: Began late 2020. Slight detour only. <ul style="list-style-type: none"> ➤ Route 65 (No stops impacted) • Winnebago & Lake St. (Harbor Bridge reconstruction): Began August 2020. <ul style="list-style-type: none"> ➤ Route 12 (10 stops impacted) • Leopard St. (Nueces Bay to Palm) (14) month project: Began April 2021-anticipated completion is late-2022. <ul style="list-style-type: none"> ➤ Routes 27 & 28 (4 stops closed) • Port Ave. Utility Replacement Project (6) month project: Began March 2022 with anticipated completion in late 2022. <ul style="list-style-type: none"> ➤ Routes 21, 23 & 37 (2 stops impacted) • S. Staples St. (Kostoryz-Baldwin) (29) month project: Began March 2021 <ul style="list-style-type: none"> ➤ Route 29 (12 Stops closed) Detour from Staples to Alameda to Texan Trail
No Detour	<ul style="list-style-type: none"> • Waldron Road (SPID to Purdue) To begin Oct. 2022 <ul style="list-style-type: none"> ➤ Route 4 (13 stops <u>will be impacted</u>)
Detours may be required	<ul style="list-style-type: none"> • Wildcat (Northwest Blvd. to Teague) To begin Oct. 2022 <ul style="list-style-type: none"> ➤ Route 27 (4 stops <u>may be impacted</u>) • Leopard St. (Crosstown to Palm) (14) month project to begin Fall 2022. This Bond project will extend the current/existing Leopard St. detour. <ul style="list-style-type: none"> ➤ Routes 27 & 28 (9 stops <u>will be impacted</u>) • McArdle (Carroll to Kostoryz) To begin late-2022 <ul style="list-style-type: none"> ➤ Route 19 (8 stops <u>may be impacted</u>) • Gollihar (Crosstown to Greenwood) To begin late-2022 <ul style="list-style-type: none"> ➤ Routes 23 & 25 (11 stops <u>may be impacted</u>) • Alameda (Chamberlain to Texan Tr.) To begin late-2023 <ul style="list-style-type: none"> ➤ Routes 5 & 17 (8 stops <u>will be impacted</u>)
No Detour	<ul style="list-style-type: none"> • Everhart Rd. (SPID-S. Staples): Project could begin late-2023. <ul style="list-style-type: none"> ➤ Routes 32 & 37 (7 stops <u>will be impacted</u>)

For August 2022, there were 11 detoured routes out of 32 fixed route services in operation. This equates to approximately 34% of CCRTA services travelling on the local streets. Detoured bus route services include: 12, 21, 23, 27, 28, 29, 37, 51, 65, 76 & 78.

Total number of bus stops currently impacted or closed is **28**.

Purchased Transportation Department Report: B-Line Service Contract Standards & Ridership Statistics

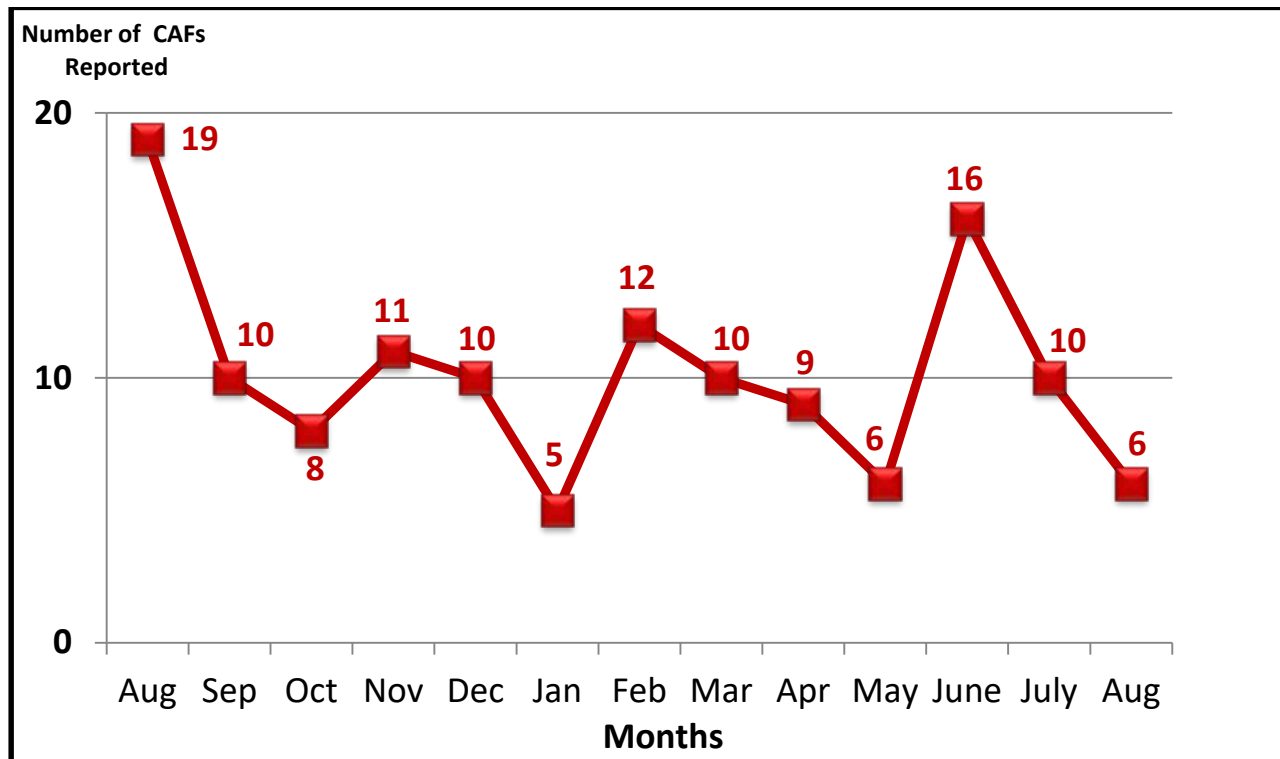
In August 2022, B-Line service metrics were impacted by the COVID-19 pandemic.

- Productivity: **2.56** Passengers per Hour (PPH) did meet the contract standard of 2.50 PPH.
- Denials: 0 denials or **0.0%** did meet contract standard of 0.0%.
- Miles between Road Calls (MBRC): **20,301** did meet the contract standard of 12,250 miles.
- Ridership Statistics: **10,027** ambulatory boardings; **4,174** wheelchair boardings

Metric	Standard	May-22	Jun-22	Jul-22	Aug-22	(4) Month-Ave.
Passengers per Hour	2.50	2.35	2.53	2.51	2.56	2.50
Denials	0.00%	0.00%	0.00%	0.00%	0.00%	0.0%
Miles Between Road Calls	12,250	18,076	12,934	13,731	20,301	16,260
Monthly Wheelchair Boardings	No standard	3,741	3,653	3,490	4,174	3,765

Customer Programs Monthly Customer Assistance Form (CAF) Report

For August 2022, Customer Service received and processed 6 (CAF's) Customer Assistance Forms. No commendations were recorded. 6 CAF's is 4 less than the previous month and represents a 40% decrease.



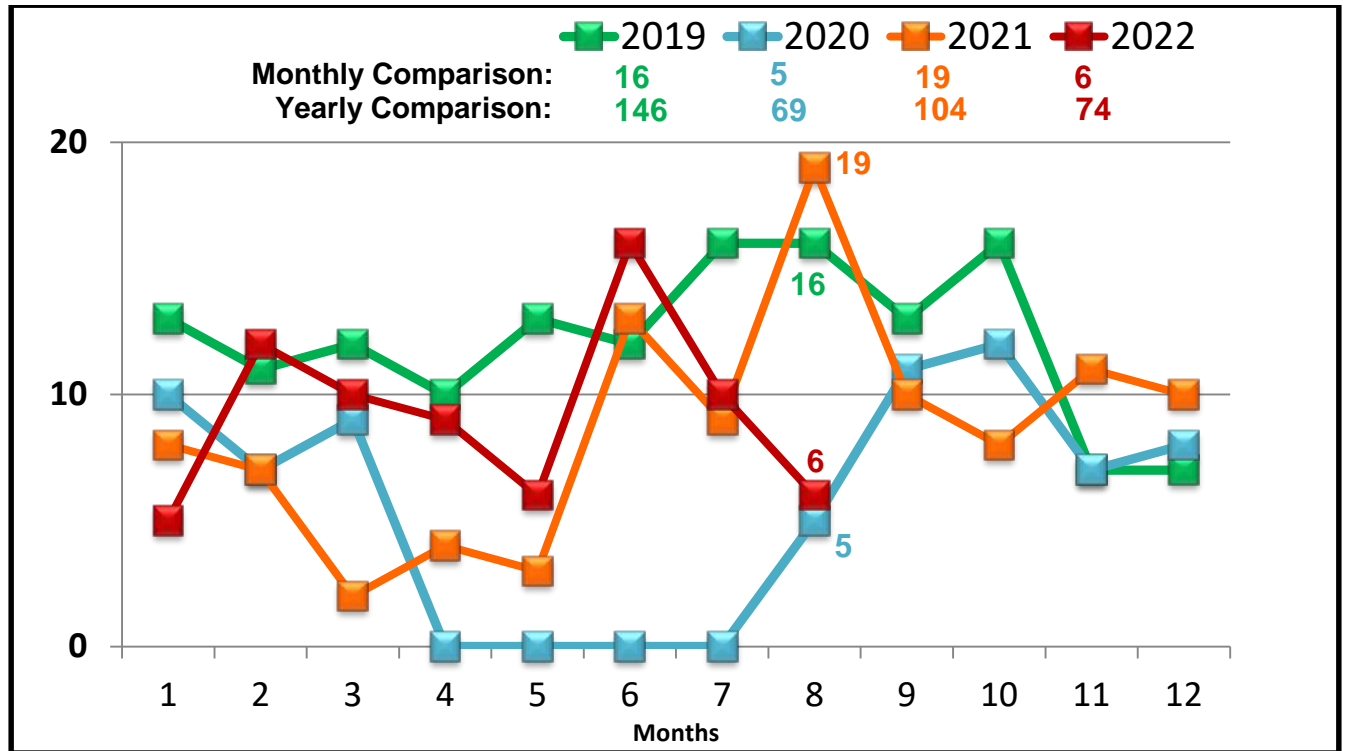
Route Summary Report:

Route	# of CAFs	Route	# of CAFs
#3 NAS Shuttle		#34 Robstown North Circulator	
#4 Flour Bluff		#35 Robstown South Circulator	
#5 Alameda		#37 Crosstown/TAMU-CC	
#5x Alameda Express		#50 Calallen/NAS Ex (P&R)	
#6 Santa Fe/Malls	1	#51 Gregory/NAS Ex (P&R)	
#12 Hillcrest/Baldwin		#53 Robstown/NAS Ex (P&R)	
#15 Kostoryz/Carroll HS		#54 Gregory/Downtown Express	
#16 Morgan/Port		#60 Momentum Shuttle	
#17 Carroll/Southside		#65 Padre Island Connection	
#19 Ayers		#76 Harbor Bridge Shuttle	
#19G Greenwood		#78 North Beach Shuttle	
#19M McArdle	1	#83 Advanced Industries	
#21 Arboleda		#90 Flexi-B Port Aransas	
#23 Molina	1	#93 Flex	
#24 Airline/Yorktown		#94 Port Aransas Shuttle	
#25 Gollihar/Greenwood		#95 Port Aransas Express	
#26 Airline/Lipes		B-Line (Paratransit) Services	1
#27 Leopard	2	Safety & Security	
#27x Leopard (Express)		Facilities Maintenance	
#28 Leopard/Navigation		Customer Service Department	
#29 Staples		Service Development/Facilities	
#29F Staples/Flour Bluff		Facilities/Service Development	
#29SS Staples/Spohn South		Commendations	
#32 Southside		TOTAL CAF's	6

CAF Breakdown by Service Type:

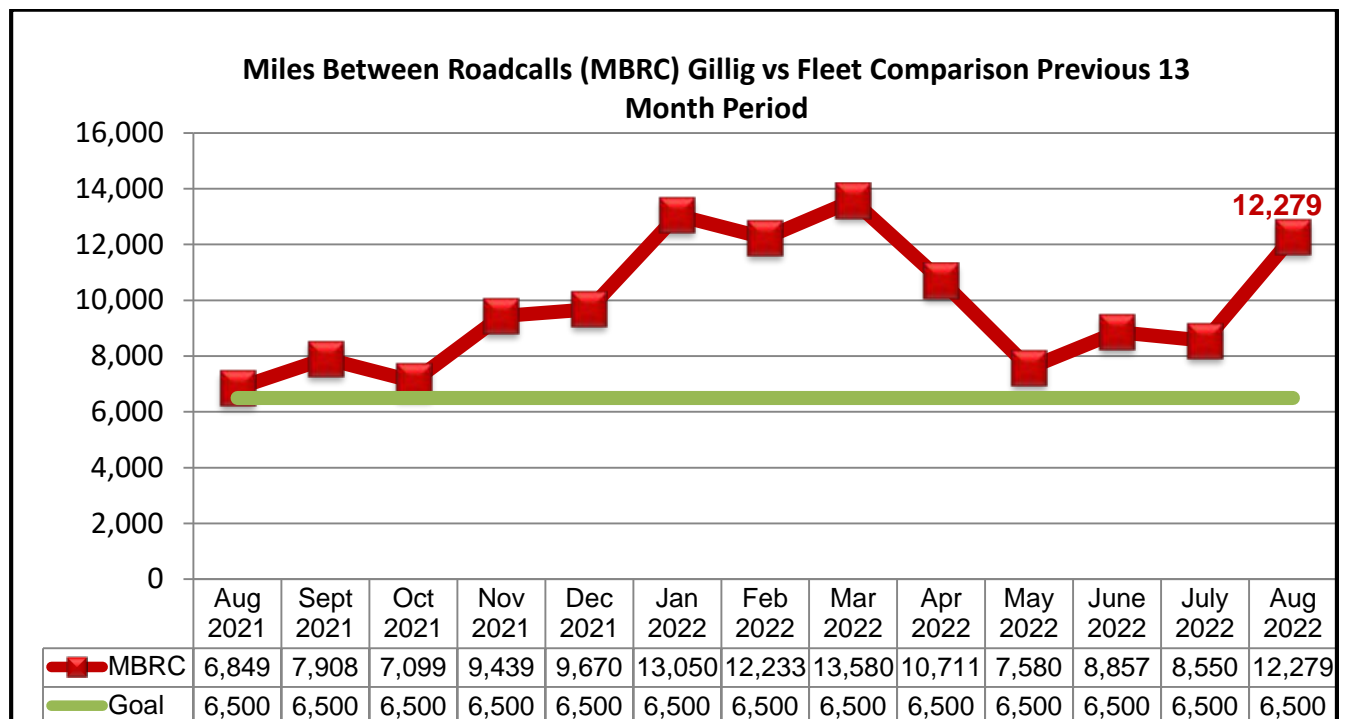
CAF Category	RTA Fixed Route	B-Line ADA Paratransit	MV Fixed Route	Totals
ADA				
Service Stop Issues	1			1
Driving Issues	1			1
Customer Services				
Late/Early – No Show		1		1
Alleges Injury				
Fare/Transfer Dispute				
Clean Trash Can				
Dispute Drop-off/Pickup				
Add Bench/Stop				
Tie Down Issues				
Inappropriate Behavior	1			1
B-line Calls				
Incident at Stop				
Incident on Bus	1			1
Incident at Station				
Policy/Standing Orders				
Denial of Service				
Safety & Security				
Rude	1			1
Facility Maintenance				
Service Development				
Vehicle Maintenance				
Over Crowded Vehicle				
Cell Phone User				
Service Maintenance				
Commendations				
Total CAFs	5	1	0	6

Number of CAF Reports: Current and Historical (4) Year Trends



Vehicle Maintenance Department: Miles Between Road Calls Report

In August 2022, there were 12,279 miles between road calls (MBRC) recorded as compared to 6,849 MBRC in August 2021. A standard of 6,500 miles between road calls is used based on the fleet size, age and condition of CCRTA vehicles. The thirteen-month average is 9,831.



Board Priority

The Board Priority is Public Image and Transparency.

Respectfully Submitted,

Submitted by: Gordon Robison
Director of Planning

Reviewed by: Derrick Majchszak
Managing Director of Operations

Final Approval by: _____
Miguel Rendón
Acting Chief Executive Officer

**REGIONAL TRANSPORTATION AUTHORITY
BOARD INFORMATIONAL DOCUMENT**

DATE: September 6, 2022
SUBJECT: B-Line Report for August 2022

- ❑ Ridership for the month of August 2022 was 15,177 compared to 12,275 for August 2021, which equates to 2,902 more trips representing an 23.64% **increase**.
- ❑ Ridership for YTD 2022 was 105,024 representing an 22.38% **increase** over 2021 ridership statistics.

RIDERSHIP 2021 YTD	RIDERSHIP 2022 YTD	DIFFERENCE	% DIFFERENCE
85,818	105,024	19,206	22.38%

Service Standards

- ❑ Productivity: 2.56 PPH (Passengers per hour) August 2022, contract standard is 2.50
- ❑ On Time Performance: 91.97% on time performance for August 2022
- ❑ Denials: Zero trips were delivered later than one hour.
- ❑ 1135 trips out of 14,132 trips (8.03%) did not meet the standard for on time performance in August 2022. Of that number:
 - 1,098 were < 30 minutes late
 - 34 were > 30 minutes late
 - 3 were > 60 minutes late
 - 0 were > 90 minutes late
- ❑ Miles between road calls 182,706.5 miles with 9 road call that equates to 20,300.7 miles between road calls for August 2022. MV did exceed the minimum standard of 12,250 miles between road calls for August 2022.

Wheelchair Boarding's and associated statistics

For the month of August 2022, there were:

- 10,027 - ambulatory passengers
- 4,174 - wheelchair boarding's
- 830 - personal care attendants (AM)
- 144 – companions
- 2 - animals

Other Service statistics

There were 1 **Customer Assistance Forms** recorded for August 2022: 1 complaint

1. **Complaint-** I was waiting for the #12 at lighthouse for the blind. I was watching it move along on the track while waiting at the stop. The bus went straight on and didn't take the turn to its other stops (Lighthouse for the Blind) like it was suppose to. It just skipped the turn and kept moving ahead. Please inform your drivers they have to go to ALL of their routes. THeY have done this several times before and each time I have to take a cab home instead (Theyve done this 2 days in a row this week alone). This was Tuesday & Monday around 530pm-6pm.
 - a. We do apologize for this inconvenience to our rider. We have addressed this issue with the operator who happens to be new. We also sent a supervisor out with him to make sure he knows how to properly operate the route when we have to service the lighthouse.

Conclusion

The contractor has met or exceeded performance standards in three of the four key areas for August 2022:

- ❑ 2.56 passengers per hour
- ❑ 91.97% on time performance
- ❑ Zero denial of service (as defined by FTA)
- ❑ Miles between road calls for August 2022 at 20,300.7 miles did exceed the minimum contract standard of 12,250 miles.

			Type I Roadcalls (Replaced)	Type II Roadcalls (Repaired)	Chargeable Roadcalls	Non- Chargeble Roadcalls	A/C	W/C
Trolleys (97-103)								
Totals	4,239	2	2	0	1	1	0	0
CNG (35' 901-926) (40' 1001-1024)								
Totals	191,153	25	25	0	11	14	1	0
GILLIG (DSL) (Gillig 35' 647-653) (Gillig 40' 715-722)								
Totals	13,346	11	11	0	5	6	0	3
TOTAL MILES DRITAL ROAD CALLS								
	208,738	38	38	0	17	21	1	3

MILES BETWEEN ROAD CALLS

12,279 Compared Total Miles with Chargeable Roadcalls

UPCOMING RTA EVENTS, MEETINGS, AND FUNCTIONS

(Held at CCRTA Staples Street Center Board Room or Appeals Area)

MEETINGS

CCRTA Committee Meetings

Wednesday, October 26, 2022

8:30 a.m.

CCRTA Board of Directors Meeting

Wednesday, November 2, 2022

8:30 a.m.

RCAT Committee Meeting

Thursday, November 17, 2022

12:00 p.m.

UPCOMING NEWS, EVENTS, AND RTA FUNCTIONS

Dia de Los Muertos Festival
Park & Ride

10/29/2022