



RCAT MEETING NOTICE

Date: RCAT Meeting – Thursday, June 16, 2022

Time: 12:00 p.m.

Location: CCRTA Staples Street Center
602 N. Staples St.
Corpus Christi, Texas 78401

Board Members

Rhonda Alvarez Robert Box Randal Chisamore Inez Garcia Jeannine Leal Celia Mendez
Dr. Deborah Stanley Imelda Trevino

Mission Statement

To provide knowledge, guidance, and insight to the RTA and the community on transportation disadvantaged riders and services. Committee members act as ambassadors on transportation ridership issues.

1.	Moment of Reflection	1 minute	No Attachment
2.	Pledge of Allegiance	1 minute	No Attachment
3.	Roll Call	2 minutes	No Attachment
4.	Public Comment	3 minutes	No Attachment
5.	Discussion and Possible Action to Approve a Vice-Chairperson for today's meeting	5 minutes	No Attachment
6.	Discussion and Possible Action to Approve the RCAT Meeting Minutes for May 19, 2022	5 minutes	Pages 1 - 3
7.	Committee for Persons with Disabilities (CFPWD)	5 minutes	No Attachment
8.	BLine Update a) No Show Policy b) Eligibility Process c) 2021 BLine Year End Report	20 minutes	No Attachment
9.	RCAT Liaison Report a) Low-No Grant Update b) Briefing on IVR/Imminent Arrival Technology c) Key Performance Metrics for Fixed Route and Paratransit	15 minutes	No Attachment
10.	Chairperson's Report	5 minutes	No Attachment
11.	Informational Items: a) April 2022 CAF Report b) April 2022 Operations Report Key Metrics		Pages 4 - 7 Pages 8 -17

	c) April 2022 Purchased Transportation Report		Pages 18 - 19
	d) April 2022 Maintenance Road Call Report		Page 20
	e) Upcoming Events and RTA Functions		Page 21
12.	Adjournment		No Attachment
	Total Minutes:	62	

In compliance with the Americans with Disabilities Act, persons with disabilities who plan to attend this meeting who may need auxiliary aids or services are requested to contact Susan Teltschik at 361-289-2712 a minimum of 48 hours in advance so that appropriate arrangements can be made.

**RTA Committee on Accessible Transportation (RCAT)
MEETING MINUTES**

Thursday, May 19, 2022

Advisory Committee Members Present: John Longoria, Rhonda Alvarez, Robert Box, Randal Chisamore, Inez Garcia, Jeannine Leal, Joyce Lopez, Dr. Deborah Stanley, Celia Mendez and Imelda Trevino

Advisory Committee Members Absent: None

Board Members Present: None

Staff Present: Susan Teltschik, Sharon Montez, Terry Klinger, Melanie Gomez, Ashlee Winstead-Sherman

MV Present: Tameka Weathers

Call to Order: Mr. John Longoria called the meeting to order at 12:01 p.m.

Moment of Reflection was held.

Pledge of Allegiance was recited.

Roll Call: Ms. Ashlee Winstead-Sherman called the roll and determined that a quorum was present.

Public Comment: None

Action to Approve Meeting Minutes of April 21, 2022 approved as presented.

Ms. Joyce Lopez made a motion to adopt the RCAT Minutes of April 21, 2022 as presented; 2nd by John Longoria; Longoria, Alvarez, Box, Chisamore, Garcia, Leal, Lopez, Mendez, Stanley, and Trevino voting for approval. Motion Passed.

Committee for Persons with Disabilities (CFPWD) Update

Ms. Melanie Gomez gave an update on the May CFPWD meeting. They had Jason Shaw with the Texas Deaf Chamber of Commerce give a presentation on how they help business owners who are hearing impaired. Jennifer Buxton with Neighborhood Services gave a presentation about them receiving funds in an effort to help the homeless population in our community. They are looking for feedback from stake

holders that are impacted by the homeless population. If you have any comments, questions or concerns she asked that you contact her to help her gather information on how to spend this grant money. Her email address is jenniferb9@cctexas.com. The ADA Citation Report for the month of April were 172 disabled parking violations issued, 6 for blocking the architect, and 15 for blocking the sidewalk.

No Show/Eligibility Appeals Subcommittee: None

RCAT Liaison's Report: Ms. Sharon Montez presented the following information to RCAT Members:

Ms. Montez played the TTA (Texas Transit Association) conference announcement video announcing that the TTA 2023 Conference will be held in Corpus Christi in April 11-15, 2023.

Ms. Montez informed the Committee that the CCRTA won two different awards from TTA. The first is the Outstanding Metropolitan System Award, they look at all of the transit systems in the state and they looked at how they provided service during the pandemic. The RTA was presented with a trophy and a resolution for this award. The Outstanding Leadership Award was given to Mr. Jorge Cruz-Aedo due to how he led our organization during the pandemic.

Ms. Montez informed the Committee that APTA (American Public Transportation Association) awarded the CCRTA with the Certificate of Merit for the 2022 Bus Security Program. This security program involves the k9 police force inspecting our buses, stations, and facilities.

Ms. Montez presented the Revised 2022 Emergency Preparedness Policy. The RTA provides emergency preparedness and evacuation services in the communities within the RTA's service area relating to hurricanes and other emergencies requiring evacuation. In the event sustained wind speeds are greater than or equal to 35 miles per hour prior to, during, or after landfall or water levels or other conditions become unsafe, buses shall not operate due to safety reason. The different phases of the policy were presented.

Ms. Montez presented the Title VI services Equity Analysis findings and service recommendations for Pilot Routes 93 and 95. The background information was presented as to how a pilot program is classified. Pilot Route 93 Flex began in

August 2019, it replaced the Route 63 Wave service, this route serves Texas A&M University-Corpus Christi and Flour Bluff area. Pilot Route 95 Port Aransas Express began in May 2019. This route serves Port Aransas, Ingleside and Aransas Pass areas. The route maps were shown. No disparate impacts or disproportionate burdens were identified for either route.

Ms. Montez reviewed the Key Performance Metrics for Fixed Route and Paratransit for March 2022, stating that our ridership is slowly increasing with Passenger Trips up 5%, Revenue Service Hours up 1% and Revenue Service Miles up 7.6% over March 2021, but still down -47.8% system-wide to pre-covid ridership. The fixed route bus on-time performance metric was shown. The current projects impacting fixed route services was show for the committee. B-line service performance was presented. Passengers per hour was at 2.22, denials were at 0%. Miles between road calls were 26,629, and monthly wheelchair boardings were 3,267.

Chairperson's Report:

Mr. John Longoria shared the upcoming meeting dates and future events with the committee. He also let the other members share any upcoming events from their organizations with the committee. He also notified the board that this would be his last meeting as he is resigning as the RCAT Board Chairperson.

The meeting adjourned at 12:47pm.



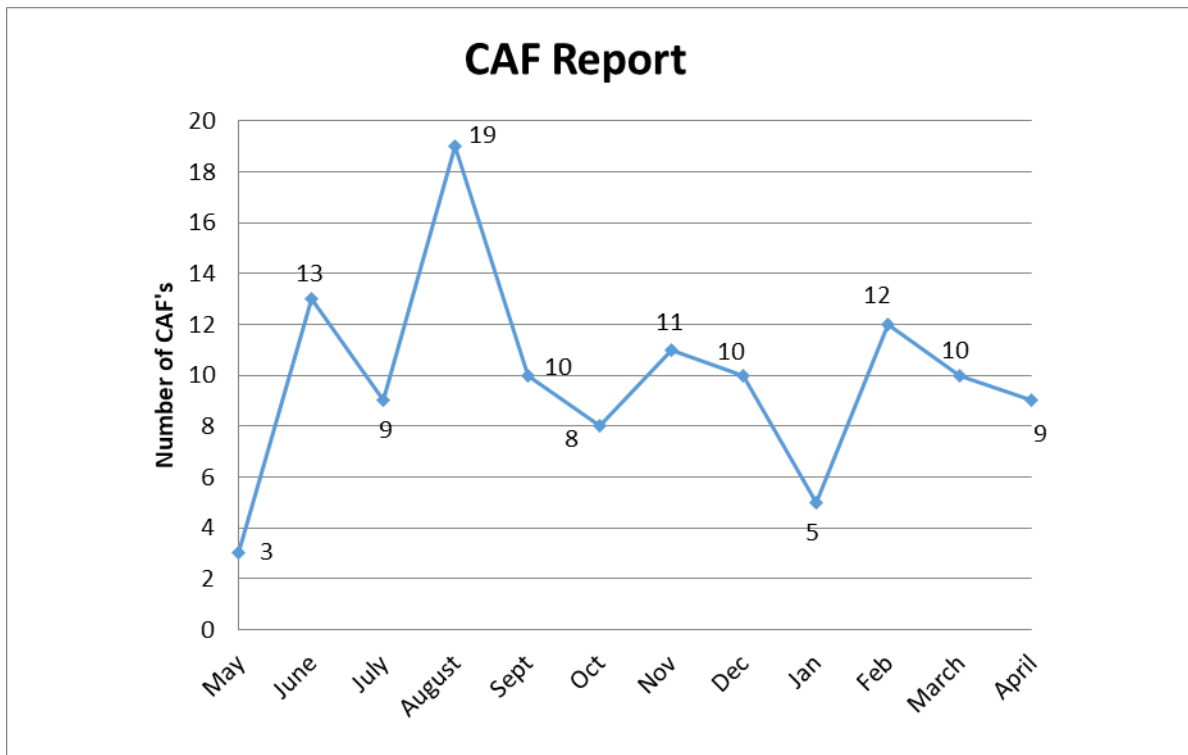
April 30, 2022

Subject: CAF Report for April 2022

Customer Programs Monthly Customer Assistance Form (CAF) Report

For April 2022, there were 9 reported CAFs which was less than the 10 reported CAFs for March 2022. The decrease of 1 CAF for April 2022 represents an 11% decrease.

There was one Commendation included in the total for the month of April.



April 2022 for Route Summary Report:

Route	# of CAFs	Route	# of CAFs
#3 NAS Shuttle		#32 Southside	1
#4 Flour Bluff Mini B		#34 Robstown North Circulator	
#5 Alameda		#35 Robstown South Circulator	
#5x Alameda Express		#37 Crosstown/TAMUCC	
#6 Santa Fe/Malls		#50 Calallen/NAS Ex (P&R)	
#12 Saxet Oak Park		#51 Gregory/NAS Ex (P&R)	
#15 Kostoryz		#53 Robstown/NAS Ex (P&R)	
#16 Morgan		#54 Gregory/Downtown Express	
#17 Carroll/Southside	1	#56 Flour Bluff/Downtown Express	
#19 Ayers		#60 Islander Connection	
#19G Greenwood		#65 Padre Island Connection	
#19M McArdle		#66 Crosstown Shuttle	
#21 Arboleda		#76 Harbor Bridge Shuttle	
#23 Molina	1	#78 North Beach Shuttle	
#25 Gollihar/Greenwood		#90 Flexi-B Port Aransas	
#26 Airline/Lipes		#94 Port Aransas Shuttle	
#27 Northwest		#95 Port Aransas Express	
#27x Northwest (Express)		B-Line (Para-Transit) Services	2
#28 Leopard /Omaha		Safety & Security	2
#29 Staples	1	Maintenance	
#29F Staples/Flour Bluff	1	Service Development	
#29SS Staples/Spohn South		Facilities/Service Development	
#30 Westside/Health Clinic		Transportation	
		TOTAL CAF's	9

April 2022 CAF Breakdown by Service Type:

CAF Category	RTA Fixed Route	B-Line Paratransit	Purchased Transportation	Totals
ADA				
Service Stop Issues	1		1	2
Driving Issues	2	1		3
Customer Services				
Late/Early – No Show				
Alleges Damage to Cart	1	1		2
Fare/Transfer Dispute				
Clean Trash Can				
Dispute Drop-off/Pickup				
Add Bench/Stop				
Tie Down Issues				
Inappropriate Behavior				
Bline Call Lines				
Incident at Stop				
Incident on Bus				
Incident at Station				
Policy/Mask Policy				
Denial of Service				
Safety and Security				
Rude	1			1
Facility/Srvc Development				
Service Development				
Transportation (Other)				
Over Crowded Vehicle				
Route Suggestion				
Service Maintenance				
Commendations	1			1
TOTAL CAFs	6	2	1	9

Conclusion:

During April 2022, CCRTA received 9 CAF's regarding CCRTA Fixed-Route Service, B-Line and Purchased Transportation; there was one Commendation.

Six CAFs were received regarding CCRTA Service, representing 67% of the total customer assistance contacts; there was one commendation.

Two CAFs received regarding BLine Service representing 22% of the total customer assistance contacts; there were no commendations.

One CAF was received regarding Contracted Fixed Route Service representing 11% of the total customer assistance contacts; there were no commendations.

Actions taken because of the received CAFs include but are not limited to the following:

1. Coaching and counseling
2. Driver training
3. Progressive disciplinary action as appropriate, group discussion/coaching in operator meetings
4. Discussion in supervisory meetings
5. Examination of CCRTA's Operations Policy

The CCRTA documents CAFs to capture information regarding a wide range of issues from the community's perspective point of view. CAFs are communicated to the Customer Service group via the telephone, e-mail, or letter.

CAFs are redirected to relevant management and supervisory staff for further investigation. Transportation/MV staff will provide a prompt, written or verbal response at the conclusion of the investigation to the customer within ten working days.

CAFs play an important role as a quality assurance tool to identify issues regarding service; they also inform CCRTA regarding education and training needs. CAFs assist Service Development in identifying problems around existing service and identifying underserved areas. CAFs also serves to guide policy development.



Subject: April 2022 Operations Report

The system-wide monthly operations performance report is included below for your information and review. This report contains monthly and Year-to-Date (YTD) operating statistics and performance measurement summaries containing ridership, performance metrics by service type, miles between road calls and customer service feedback.

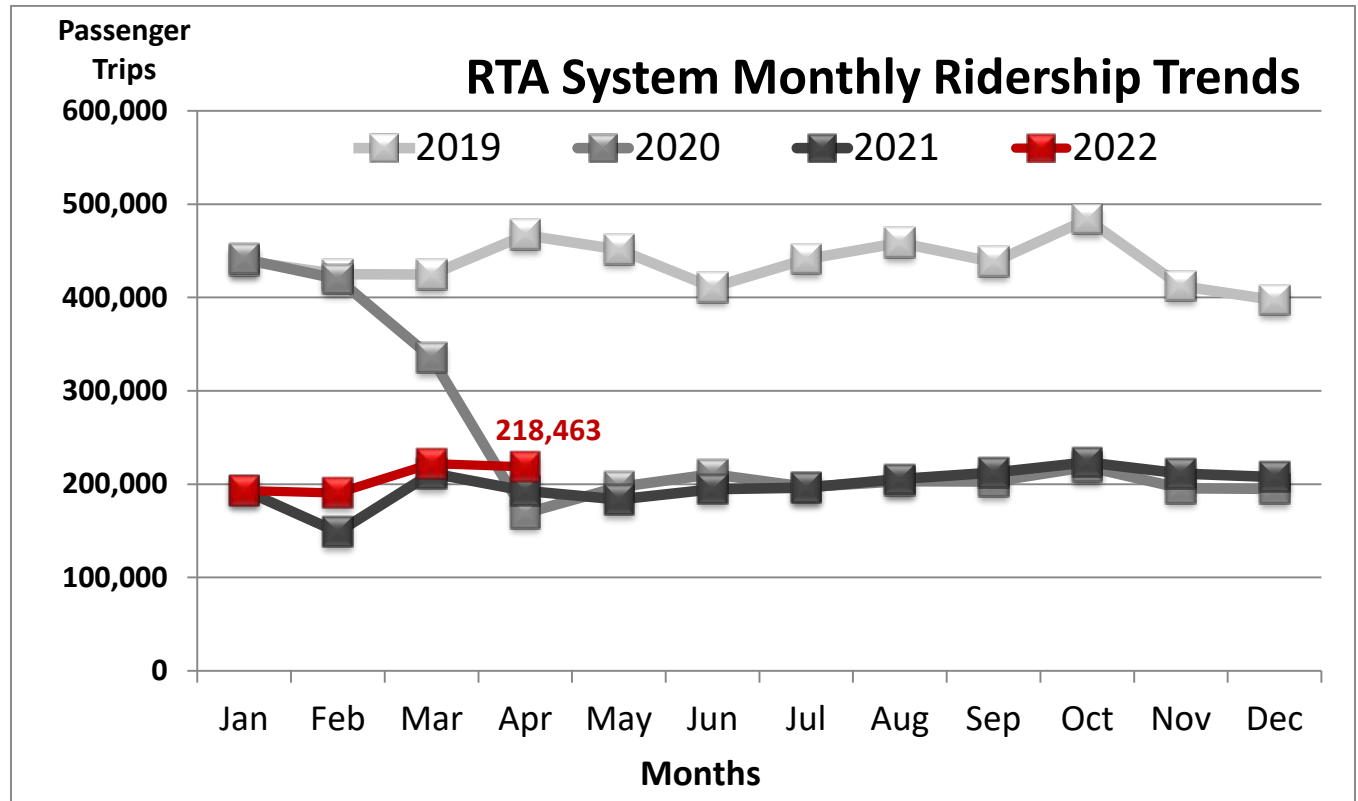


COMMUTE
with enterprise



System-wide Ridership and Service Performance Results

April 2022 system-wide ridership levels continued to be adversely impacted by the COVID-19 pandemic. Passenger trips totaled 218,463 which represents a 13.3% increase as compared to 192,812 passenger trips in April 2021 with 25,651 more trips provided this month. In comparison to the pre-COVID-19 (Pre-Covid) period in April 2019 with 466,880 passenger trips, the 218,463 passenger trips represent a 53.2% decrease with 248,417 fewer trips.

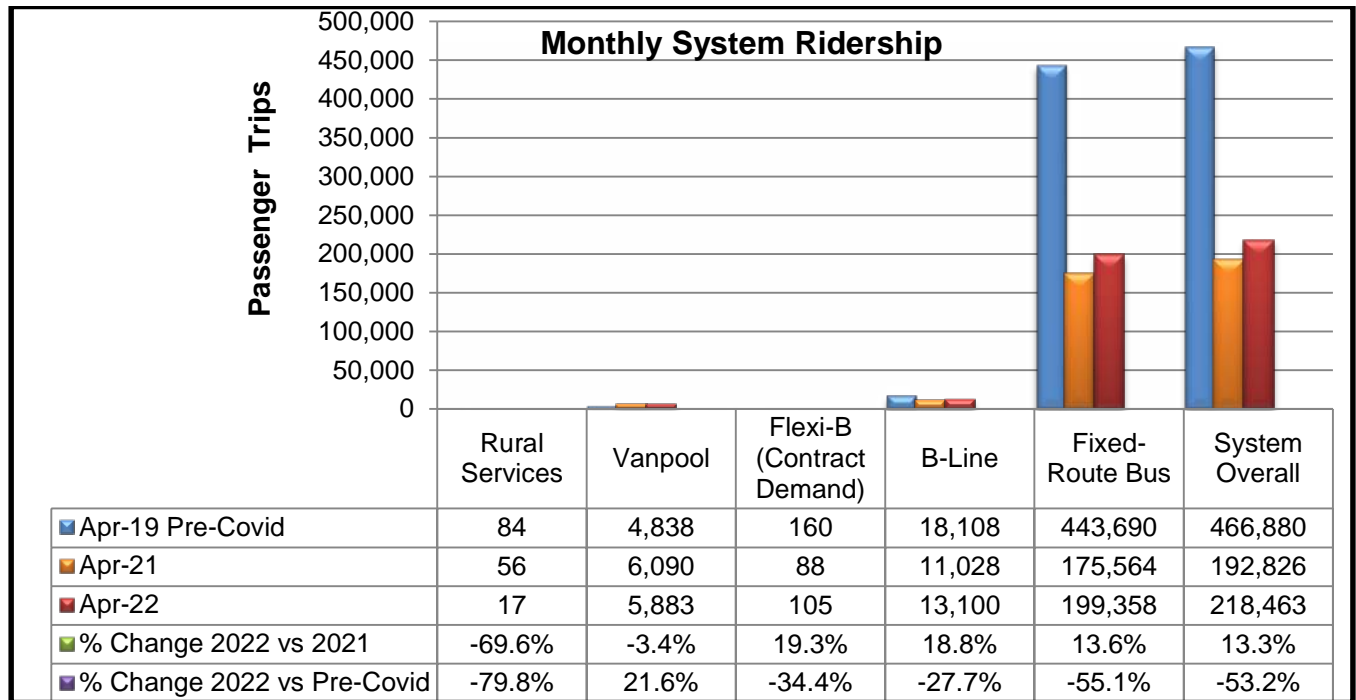


April 2021	April 2022	Variance
22 Weekdays	21 Weekdays	-1
4 Saturdays	5 Saturdays	+1
3 Sundays	3 Sundays	-
1 Easter Holiday: No Service	1 Easter Holiday: No Service	-
30 Days	30 Days	-

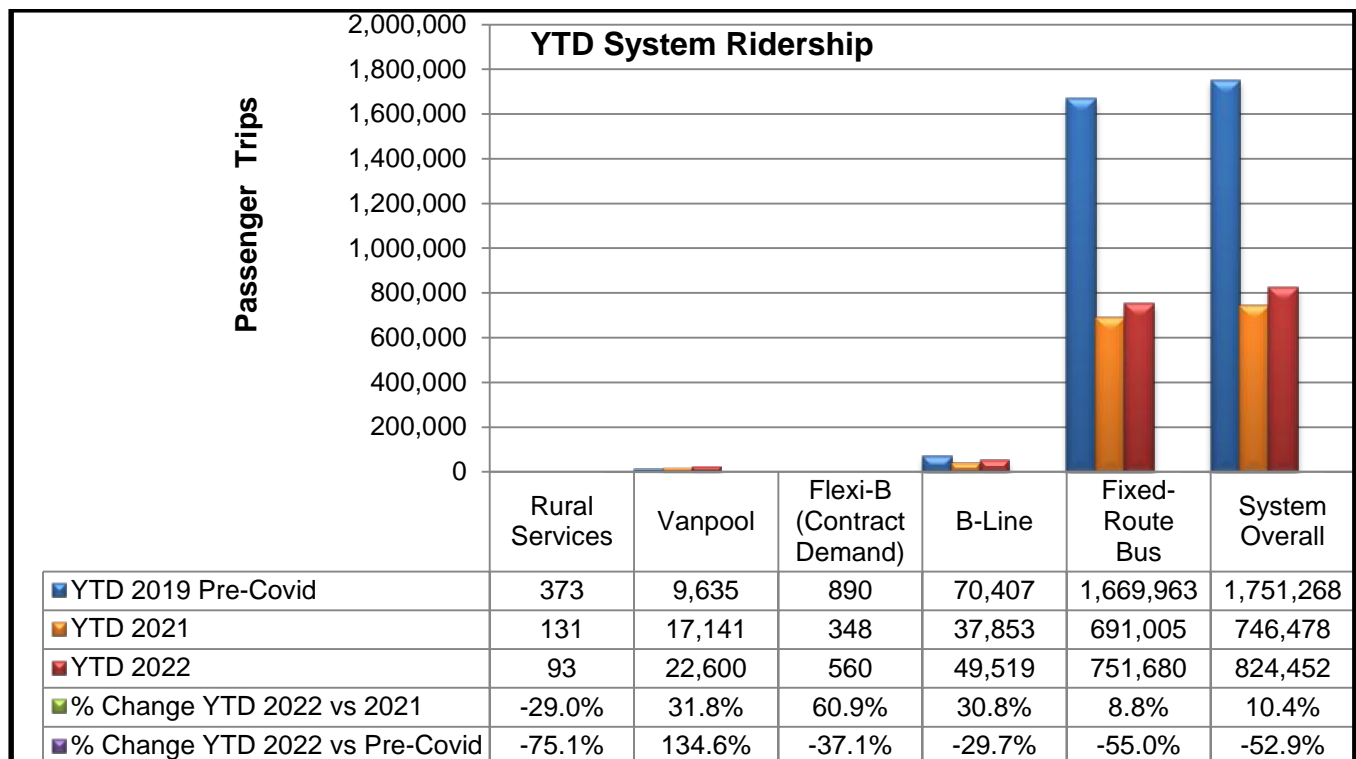
In April 2022, the average retail price for unleaded gas in Corpus Christi was approximately \$3.53 per gallon as compared to \$2.44 per gallon in April 2021¹. A 63% increase in the average cost per gallon. Rainfall was below normal at 0.24 inches as compared April 2021 at 2.04 inches². The recorded 86.1 degree average temperature was higher than the average monthly temperature of 82.6 degrees.

1. GasBuddy.com historical data at <http://www.gasbuddy.com>.
 2. <https://etweather.tamu.edu/rainhistory>

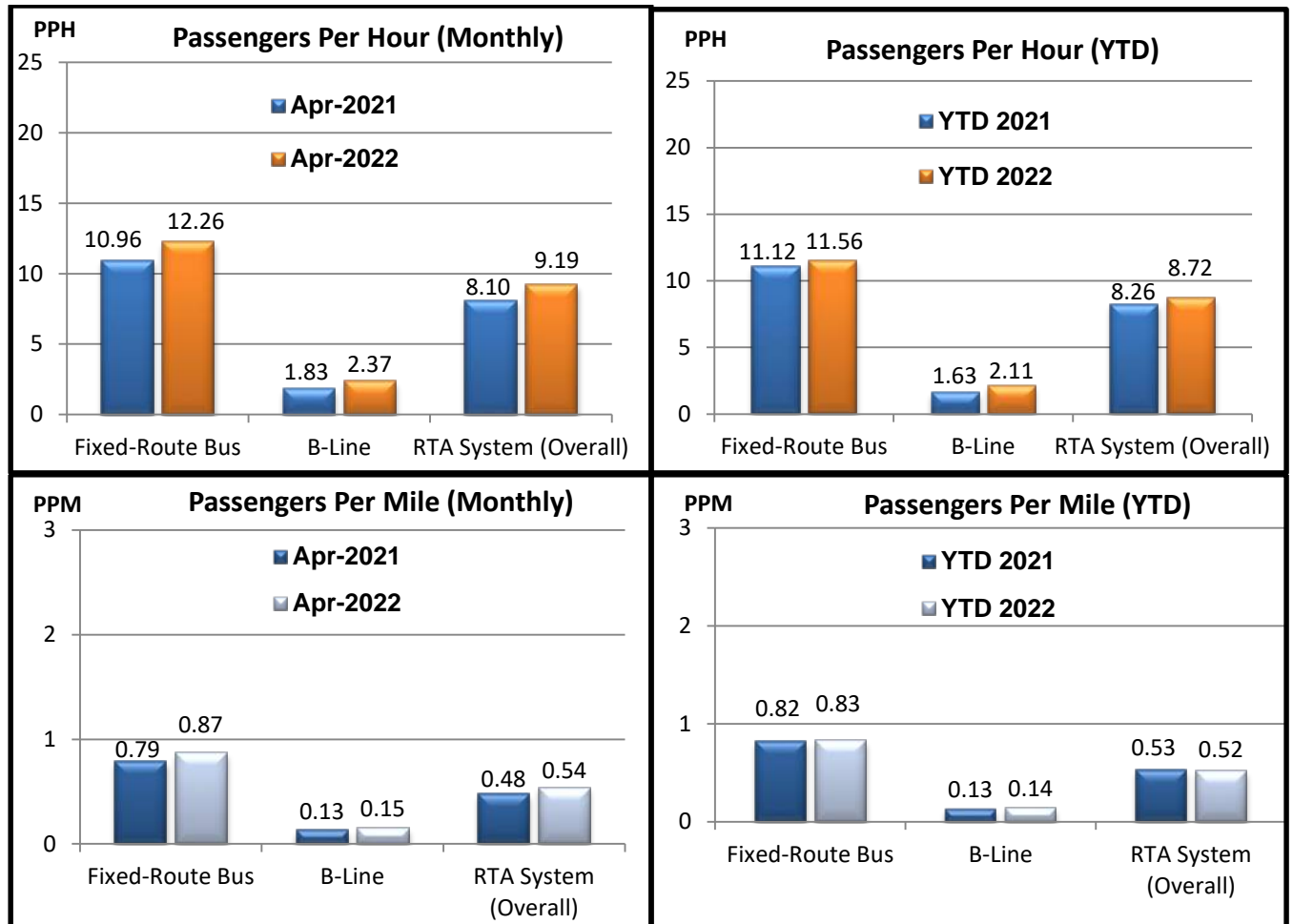
The chart below shows monthly ridership results for all services. CCRTA recorded 25,651 more passenger trips for a 13.3% increase as compared to April 2021. As compared to April 2019 Pre-Covid, passenger trips decreased 53.2%.



The chart below shows YTD ridership results for all services. CCRTA has recorded 77,974 more passenger trips for a YTD increase of 10.4% in 2022 as compared to 2021. As compared to YTD 2019 Pre-Covid, passenger trips decreased 52.9% with 926,816 fewer trips.



The following charts report system-wide productivity for the month of April 2022 vs. April 2021 and YTD figures.



The following table shows on-time performance of fixed route services.

Schedule Adherence	Standard	Jan-22	Feb-22	Mar-22	Apr-22	4-Month Average
Early Departure	<1%	0.0%	0.3%	0.3%	0.0%	0.1%
Departures within 0-5 minutes	>85%	92.0%	90.4%	91.8%	90.0%	91.0%
Monthly Wheelchair Boardings	No standard	2,009	2,041	2,341	2,370	2,190
Monthly Bicycle Boardings	No standard	3,924	3,215	4,133	4,448	3,930

The following construction projects potentially impact current or future on-time performance:

<p>On Detour</p>
<p>Detour Required</p>
<p>No Detour</p>

- **U.S.181 & 361 Interchange in Gregory** Began mid-2019 and is now half complete.
 - Route 51 (No stops impacted)
- **New Harbor Bridge (North Beach)** – Routes 76 & 78 remain on minor detour under U.S. HWY 181 in the inbound direction. (No stops impacted)
- **Park Road 22 water exchange bridge** Began late 2020. Slight detour only.
 - Route 65 (No stops impacted)
- **Winnebago & Lake St.-(Harbor Bridge reconstruction):** Began August 2020.
 - Route 12 (**10 stops impacted**)
- **Ayers St.** (SPID-Gollihar) (28) Project began January 2020 with anticipated completion in mid-May 2022.
 - Routes 19G, 19M, 21, 23 & 37 (**6 stops remain closed 1 reopened**)
- **Ocean Dr. Resurfacing** (Robert Dr.-Ennis Joslin) Project began March-2021. Project to be complete mid-May 2022.
 - Route 6 (**14 stops remain closed**)
- **Leopard St.** (Nueces Bay to Palm) (14) month project: Began April 2021-anticipated completion is late-2022.
 - Routes 27 & 28 (**4 stops closed**)
- **Port Ave.** Utility Replacement Project (6) month project: Began March 2022-anticipated completion in September 2022.
 - Routes 23 & 37 (**2 stops impacted**)
- **S. Staples St.** (Kostoryz- Baldwin) (29) month project: Began March 2021
 - Route 29 (**8 Stops closed**) Detour from Staples to Alameda to Texan Tr.
- **Leopard St.** (Crosstown to Palm) (14) month project to begin 2023. This Bond project will extend the current/existing Leopard St. detour.
 - Routes 27 & 28 (**9 stops will be impacted**)
- **Everhart Rd. (SPID-S. Staples):** Project could begin mid-2022.
 - Routes 32 & 37 (**7 stops will be impacted**)

For March 2022, there were 12 detoured routes out of 32 fixed route services in operation. This equates to approximately 38% of CCRTA services travelling on the local streets. Detoured bus route services include: 6, 12, 19, 21, 23, 27, 28, 29, 37, 51, 76 & 78.

Total number of bus stops currently impacted or closed is **44**.

Purchased Transportation Department Report: B-Line Service Contract Standards & Ridership Statistics

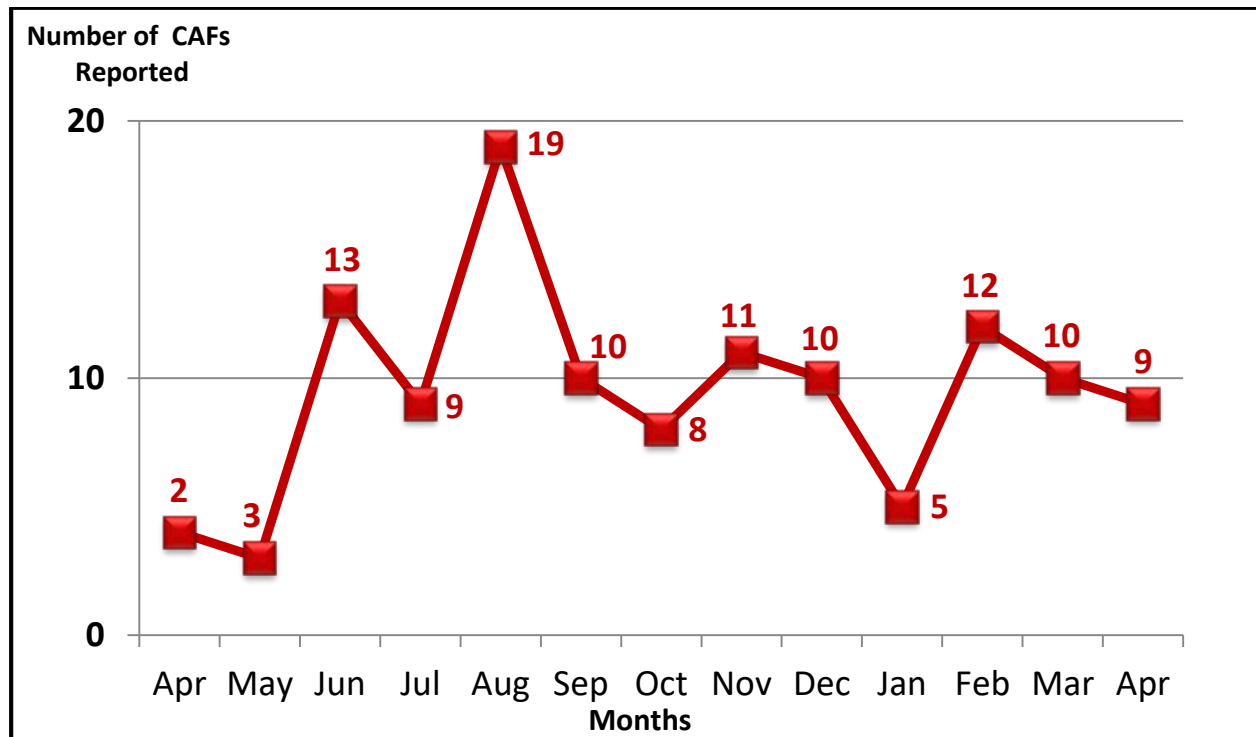
In April 2022, B-Line service metrics were impacted by the COVID-19 pandemic.

- Productivity: **2.37** Passengers Per Hour (PPH) did not meet the contract standard of 2.50 PPH.
- Denials: 0 denials or **0.0%** did meet contract standard of 0.0%.
- Miles between Road Calls (MBRC): **15,950** did meet the contract standard of 12,250 miles.
- Ridership Statistics: **8,679** ambulatory boardings; **3,670** wheelchair boardings

Metric	Standard	Jan-22	Feb-22	Mar-22	Apr-22	(4) Month-Ave.
Passengers per Hour	2.50	2.05	2.24	2.34	2.37	2.25
Denials	0.00%	0.00%	0.00%	0.00%	0.00%	0.0%
Miles Between Road Calls	12,250	37,243	16,138	28,451	15,950	24,445
Monthly Wheelchair Boardings	No standard	2,835	2,765	3,737	3,670	3,252

Customer Programs Monthly Customer Assistance Form (CAF) Report

For April 2022, Customer Service received and processed 9 (CAF's) Customer Assistance Forms. 9 CAF's is 1 less than the previous month and represents a 11% decrease. Included in the total CAF count for April was one commendation.



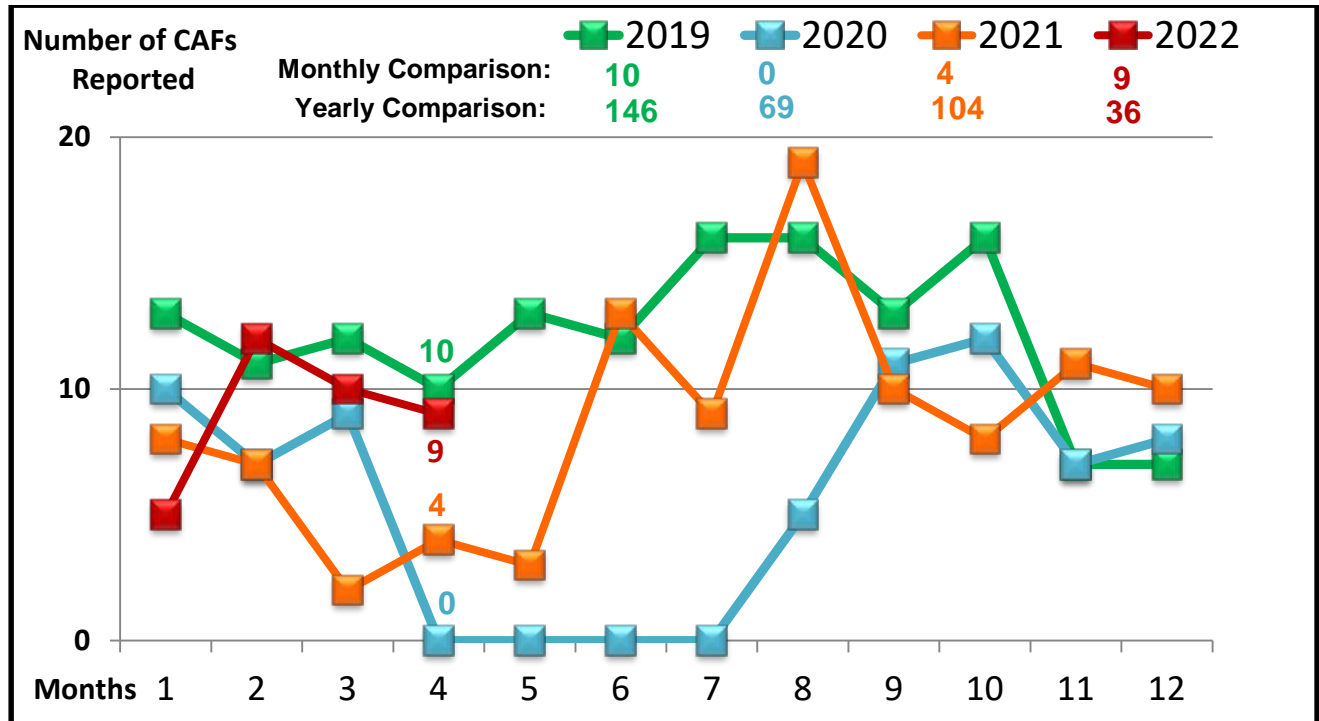
Route Summary Report:

Route	# of CAFs	Route	# of CAFs
#3 NAS Shuttle		#34 Robstown North Circulator	
#4 Flour Bluff		#35 Robstown South Circulator	
#5 Alameda		#37 Crosstown/TAMUCC	
#5x Alameda Express		#50 Calallen/NAS Ex (P&R)	
#6 Santa Fe/Malls		#51 Gregory/NAS Ex (P&R)	
#12 Saxet Oak Park		#53 Robstown/NAS Ex (P&R)	
#15 Kostoryz		#54 Gregory/Downtown Express	
#16 Morgan		#56 Flour Bluff/Downtown Express	
#17 Carroll/Southside	1	#60 Islander Connection	
#19 Ayers		#65 Padre Island Connection	
#19G Greenwood		#76 Harbor Bridge Shuttle	
#19M McArdle		#78 North Beach Shuttle	
#21 Arboleda		#90 Flexi-B Port Aransas	
#23 Molina	1	#93 Flex	
#25 Gollihar/Greenwood		#94 Port Aransas Shuttle	
#26 Airline/Lipes		#95 Port Aransas Express	
#27 Northwest		B-Line (Paratransit) Services	2
#27x Northwest (Express)		Safety & Security	2
#28 Leopard/Omaha		Facilities Maintenance	
#29 Staples	1	Customer Service Department	
#29F Staples/Flour Bluff	1	Service Development/Facilities	
#29SS Staples/Spohn South		Facilities/Service Development	
#30 Westside/Health Clinic		Transportation (Other) ADA	
#32 Southside	1	TOTAL CAF's	9

CAF Breakdown by Service Type:

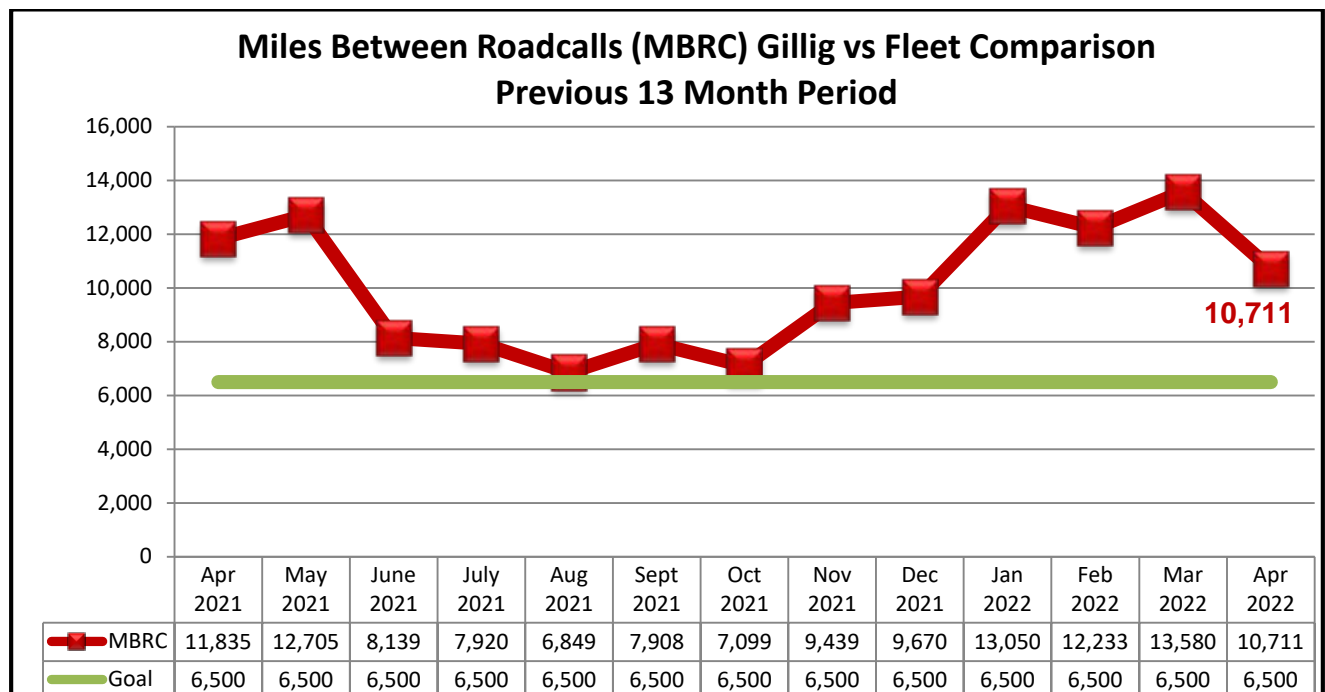
CAF Category	RTA Fixed Route	B-Line ADA Paratransit	MV Fixed Route	Totals
ADA				
Service Stop Issues	1		1	2
Driving Issues	2	1		3
Customer Services				
Late/Early – No Show				
Alleges damage to cart	1	1		2
Fare/Transfer Dispute				
Clean Trash Can				
Dispute Drop-off/Pickup				
Add Bench/Stop				
Tie Down Issues				
Inappropriate Behavior				
B-line Calls				
Incident at Stop				
Incident on Bus				
Incident at Station				
Policy/Standing Orders				
Denial of Service				
Safety & Security				
Rude	1			1
Facility Maintenance				
Service Development				
Vehicle Maintenance				
Over Crowded Vehicle				
Route Suggestion				
Service Maintenance				
Commendations	1			1
Total CAFs	6	2	1	9

CAF Reports: Current and Historical (4) Year Trends



Vehicle Maintenance Department: Miles Between Road Calls Report

In April 2022, there were 10,711 miles between road calls (MBRC) recorded as compared to 11,835 MBRC in April 2021. A standard of 6,500 miles between road calls is used based on the fleet size, age and condition of CCRTA vehicles. In addition, seasonal high weather temperatures impact the number of road calls.



Board Priority

The Board Priority is Public Image and Transparency.

Respectfully Submitted,

Submitted by: Gordon Robison
Director of Planning

Reviewed by: Derrick Majchszak
Managing Director of Operations

Final Approval by: 

Jorge G. Cruz-Aedo
Chief Executive Officer

**REGIONAL TRANSPORTATION AUTHORITY
BOARD INFORMATIONAL DOCUMENT**

DATE: May 5, 2022

SUBJECT: B-Line Report for April 2022

- ❑ Ridership for the month of April 2022 was 13,100 compared to 11,028 for April 2021, which equates to 2,072 more trips representing an 18.79% **increase**.
- ❑ Ridership for YTD 2022 was 49,519 representing an 30.82% **increase** over 2021 ridership statistics.

RIDERSHIP 2021 YTD	RIDERSHIP 2022 YTD	DIFFERENCE	% DIFFERENCE
37,853	49,519	11,666	30.82%

Service Standards

- ❑ Productivity: 2.37 PPH (Passengers per hour) April 2022, contract standard is 2.50
- ❑ On Time Performance: 96.50% on time performance for April 2022
- ❑ Denials: Zero trips were delivered later than one hour.
- ❑ 427 trips out of 12,206 trips (3.50%) did not meet the standard for on time performance in April 2022. Of that number:
 - 413 were < 30 minutes late
 - 13 were > 30 minutes late
 - 1 were > 60 minute late
 - 0 were > 90 minutes late
- ❑ Miles between road calls 159,502.6 miles with 10 road call that equates to 15,950.3 miles between road calls for April 2022. MV did exceed the minimum standard of 12,250 miles between road calls for April 2022.

Wheelchair Boarding's and associated statistics

For the month of April 2022, there were:

- 8,679 - ambulatory passengers
- 3,670 - wheelchair boarding's
- 623 - personal care attendants (AM)
- 121 – companions
- 7 - animals

Other Service statistics

There were 3 **Customer Assistance Forms** recorded for April 2022:
2 complaint & 1 Commendation

1. Commendation: On 4/26/22 Mr and Mrs Gonzalez was picked up by Anthony at 1pm unit 3033. Mr. Gonzales called to say that Anthony was extremely polite and very gentle with his wife. He doubled checked the safety straps and made sure she was properly secured. His driving was safe and was not fast or reckless. He stated this was only the 3rd week they have been riding the B-Line and the first 2 weeks were not pleasant.
 - a. I will reach out to Mr. Gonzalez to get further information about the first 2 weeks. We would also like to thank him for recognizing Anthony's hard work and dedication to safety, schedule and customer service.
2. Bus #3030 speeding through King HS school zone on Gollihar
 - a. Good Afternoon, we conducted an investigation into this complaint and have found that the bus 3030 was in fact going the school zone speed limit. Operator did state that an adverse vehicle tried to get in front of him but was unable to because the car in front of adverse vehicle stopped.
3. Ms. Mary Gallardo was taken to 2222 Morgan on the B-Line she was taken off the bus by Operator, Juan Sanchez. When he was pushing he wheel chair they both fall to the side. There was another man there and helped both of them up. Ms. Gallardo is now hurting from her neck.
 - a. We do apologize for this inconvenience that this has caused Ms. Gallardo. Safety Manager has reached out, video has been pulled and the operator has been disciplined accordingly.

Conclusion

The contractor has met or exceeded performance standards in three of the four key areas for April 2022:

- ❑ 2.37 passengers per hour
- ❑ 96.5% on time performance
- ❑ Zero denial of service (as defined by FTA)
- ❑ Miles between road calls for April 2022 at 15,950.3 miles did exceed the minimum contract standard of 12,250 miles.

Road Call/Mileage Comparison for April 2022

	Total Miles Driven in April for Each Bus Type	Total Road Calls for April for Each Bus Type	Type I Roadcalls (Replaced)	Type II Roadcalls (Repaired)	Chargeable Roadcalls	Non-Chargeable Roadcalls	A/C	W/C
Trolleys (97-103)								
Totals	4,224	3	3	0	2	1	0	0
CNG (35' 901-926) (40' 1001-1024)								
Totals	151,629	26	26	0	11	15	1	0
GILLIG (DSL) (Gillig 35' 647-653) (Gillig 40' 715-722)								
Totals	36,949	7	7	0	5	2	0	1
TOTAL MILES DRIVEN		TOTAL ROAD CALLS						
	192,802	36	36	0	18	18	1	1
MILES BETWEEN ROAD CALLS								
	10,711	Compared Total Miles with Chargeable Roadcalls						

UPCOMING RTA EVENTS, MEETINGS, AND FUNCTIONS

(Held at CCRTA Staples Street Center Board Room or Appeals Area)

MEETINGS

RTA Committee Meetings

Wednesday, June 22, 2022

8:30 a.m.

RTA Board of Directors Meeting

Wednesday, July 6, 2022

8:30 a.m.

RCAT Committee Meeting

Thursday, August 18, 2022

12:00 p.m.

UPCOMING NEWS, EVENTS, AND RTA FUNCTIONS

City of Corpus Christi Hurricane evacuation
drill exercise to be held at natatorium

Friday 6-17-22
11:00 am – 4:00 pm

Big Bang Independence Day Celebration
Provide shuttle service to the public
from City Hall and County Courthouse
to Water and Lomax Streets.

Sunday 7-3-22
11:30 am to 10:30 pm.